



Directorate General of Civil Aviation
Online Examination Portal



PARIKSHA.DGCA

AME

(Aircraft Maintenance Engineer)

USER MANUAL

By

CENTRAL EXAMINATION ORGANIZATION
O/o DIRECTORATE GENERAL OF CIVIL AVIATION
East Block-III, Level-III, R.K .Puram
NEWDELHI-110066

Website: <https://www.pariksha.dgca.gov.in> (Created and Maintained By

NIELIT, Delhi Centre)

INDEX

Chapter No.	TopicNo.	Topic Name	Page No	
			From	To
1	1A	Record of Revision	1-1	1-1
1	1B	Introduction	1-2	1-3
1	1C	Abbreviation	1-4	1-4
1	1D	Minimum System & Software Requirements	1-5	1-9
2	2A	Registration Module	2-1	2-2
2	2B	NEW Candidate Registration	2-3	2-12
2	2C	OLD Candidate Registration	2-13	2-15
3	3A	Examination Form		
3	3B	Admit Card	3-6	3-6
3	3C			
4	4A	Track Application Status	4-1	4-1
4	4B	Update Profile	4-2	4-6
4	4C	Help Desk	4-7	4-8
4	4D	Suggestions	4-9	4-9
4	4E	Update profile for type examination	4-10	4-15
4	4F	Forwarding of AME computer number applications only in electronic form by DGCA approved organizations	4-16	4-16
4	4G	Refund of fee	4-17	4-19
5	Annex-I	Details of CAR-66ModularExamination Papers	5-1	5-2
5	Annex-II	Matrix for limitation removal papers for Category-B License holder	5-3	5-6
5	Annex-III	Matrix for BAMEL/BAMEEC holders to acquire Category-A License	5-7	5-8

5	Annex-IV	Matrix for papers to be passed to acquire Category-B License for BAMEL/BAMEEC holders	5-9	5-10
5	Annex-V	Matrix for Stream Change for B2 License/ BAMEL/BAMEEC/ (Passed P1+P2+ES+IS+RN) holders	5-11	5-12
5	Annex-VI	QPREF for Type Examination	5-13	5-16

1A- Record of Revisions

Issue/Revision	Dated	Reason for issue/Revision
Issue 1	August 2018	Initial Issue
Issue 2	October 2018	Screen shots changed, Chapter 3 revised & chapter 5 added
Issue 2 Rev 1	December 2020	Included the procedure for aircraft type examination & update profile for type examination
Issue 3	August 2021	Included the procedure for forwarding the online applications by approved institutes/organizations, miscellaneous corrections for profile updation by candidates
Issue 4 Issue 5	January 2022 October 2024	<ol style="list-style-type: none"> 1. Included AME Licence Examination for B3 Category . 2. Included QPREF “1141” for B3 3. Included the procedure for Refund of Fee 4. Eliminating physical document submissions Eliminating Attestation by Notary/Gazetted Officer Appeal mechanism in case of rejections

1B- Introduction

1B.1 The Directorate General of Civil Aviation (DGCA) conducts the examination for the issue/ extension of Aircraft Maintenance Engineer (AME) License, in accordance with Rule 61 of Indian Aircraft rules 1937 and CAR-66.

The Central Examination Organization (CEO) of DGCA, located at R.K. Puram, New Delhi- 110066 is responsible for conducting these examinations.

This portal "<https://pariksha.dgca.gov.in>" is launched with effect from **AUGUST 2018**. This is a combined portal for registration and conduction of all examinations (ONLINE) by CEO for both Aircraft Maintenance Engineer (**AME**) and Flight Crew (**FC**).

It will replace the existing portal VIMAN and UDAAN being used for registration and examinations of AME and FC respectively.

The applicants/ candidates are required to interact with this portal for Registration, Allotment of Computer Number/ Roll Number, Printing of Admit Cards, Examination History etc.

This document provides step-wise instructions for the registration (Allotment of Computer Number) and all modular online examination process as per CAR-66, with visual screens for easy and better understanding. It also describes the error messages in red colour (if any) encountered while proceeding in this portal with appropriate remedial actions required to be taken by the candidate.

Candidates are advised to read Instructions and Notices as published time to time in AME Notice Board of "<https://pariksha.dgca.gov.in>" portal/ DGCA website in conjunction with the latest USER MANUAL.

Note: On meeting the requirements specified for allotment of computer number, the computer number will be issued to the candidate within 15 working days of submission of application. Further, the partially rejected applications processing timeline will be subject to the time taken by the candidate in submitting the compliance of the reasons of partial rejection.

1B.2 Available Services:

Following services will be available for NEW & OLD candidates:-

NEW Candidate Registration (Allotment of Computer Number)

The NEW applicants including all **pre-1992** passed/ licensed candidates/ BAMEC holders, who have not registered in computerized CEO database so far, also have to mandatorily apply as NEW Candidate with copy of license/ BAMEC for allotment of computer number, if they desire to appear in any examination including that for Limitation removal paper(s) in future.

➤ **OLD Candidate Registration.**

All candidates who have been allotted computer number Pre launch of this portal "<https://pariksha.dgca.gov.in>" have to mandatorily register in this portal once.

➤ **Track Submitted Application Status.**

➤ **Update Profile.**

➤ **Help Desk.**

➤ **Examination Application.**

1C- Abbreviations

AME : Aircraft Maintenance Engineer

AIU : Association of Indian Universities

BAMEEC: Basic Aircraft Maintenance Engineer's Examination Certificate

BAMEL: Basic Aircraft Maintenance Engineer's Licence

BMTO : Basic Maintenance Training Organization

BVC : Board Verification Certificate

CAR : Civil Aviation Requirements

CEO : Central Examination Organization

CI : Chief Instructor

DGCA : Directorate General of Civil Aviation

DOB : Date of Birth

Dy : Deputy

FC : Flight Crew

QM : Quality Manager

TM : Training Manager

1D- Minimum System & Software Requirements

1D.1 Hardware/ Software Requirement:

The minimum system requirements for accessing the NEW portal “<https://pariksha.dgca.gov.in>” are:

- a) Google Chrome version 68 and above
- b) Internet Explorer version 11 and above
- c) Internet Connection.

1D.2 Application Requirements:

Individual **E-mail ID** and (+91) **Mobile No.** of the candidate are important components of the system. All-important information such as Computer Number, Roll Number, Examination Schedules, and Application Status etc. will be communicated to the candidate through the same e-mail ID and SMS/WhatsApp to the given mobile number only.

- a) One e-mail ID is confined to **one candidate** only for AME Registration.
- b) The **Login ID** and the **Password** are unique to each candidate ands/he is responsible to protect it.

1D.3 Password Policy:

Minimum Password length should be of 8 characters. It must contain at least one upper case letter(A-Z), one lower case letter (a-z), one special character (!@#\$\$%) and one numeric value[0-9]

1D.4.Candidate needs to keep ready scanned / soft copy of the following:

- Applicant’s Photograph & Signature in JPG, JPEG format
- All supporting documents in PDF format.

1D.5 Following are the maximum size and format of the documents which may be uploaded.

Document Type & Size Table

Sr.No.	Name Of The Document	TYPE
1	Applicant Signature	JPEG
2	X th Certificate/Date of Birth Certificate	PDF
3	X th Mark sheet	PDF
4	Board Verification Certificate for X th qualification	PDF
5	XII th /Technical Diploma/ XII th equivalent Mark sheet	PDF
6	Board verification certificate for XII th /Diploma/Equivalent qualification	PDF
7	10+2 Equivalent certificate	PDF
8	Copy of Proof of Permanent Address	PDF
9	Association of Indian University Certificate	PDF
10	AME License/BAMEEC/BAMEL	PDF
11	UID Aadhaar Card	PDF
12	Passport	PDF
13	Nationality proof for Nepal/Bhutan (if applicable)	PDF
14	Security Clearance Certificate	PDF
15	Experience Certificate	PDF
16	Any other certificate	PDF

1D.5.1 Specification of the Images:

- a. The Size of the **colour** photograph has to be **45mm height X 35mm width** (Passport Size)taken on a **white background** without borders. The **face size** should be approximately **70%** of the photograph. The photograph should be preferably of MATT finish.
- b. The face of the candidate must be clear and recognizable. No goggles, cap, no selfie, no side facing photograph will be accepted.
- c. The size of the scanned colour photo image should not be more than 70kb.

- d. Sample photograph.



- e. The size of the scanned signature image should be within is 20mm height X 45 mm width on a white back ground without border.
- f. The size of the scanned Signature image should not be more than 20kb.

1D.5.2 Date of Birth Certificate:

Self-attested (refer*NOTE below) copy of one of the following documents, in which DOB is mentioned, is acceptable:

- a) Birth Certificate issued by the Registrar of Births and Deaths or the Municipal Corporation or any other competent authority, whosoever has been empowered under the Registration of Birth and Deaths Act, 1969 to register the birth of a child born in India.
- b) 10th Std. Pass Certificate / Mark sheet.
- c) Passport.

Note: DOB must be same in all supporting document submitted by the candidate.

1D.5.3 Proof of Permanent Address:- Self attested

copy of one of the following (containing permanent address):-

- (a) Aadhaar Card,
- (b) Passport,

- (c) Voter ID,
- (d) Ration Card,
- (e) AME License issued by DGCA
- (f) Proof of address issued by State/Central Government.
- (g) Nationalized bank pass book

1D.5.4 Association of Indian universities (AIU) Certificate

AIU certificate is must when candidate possess equivalent qualification from foreign universities situated in India or Abroad.

1D.5.5 Security clearance

For any foreign nationals (**except** Nepal & Bhutan) a Security Clearance Certificate must be obtained before applying for Allotment of Computer Number.

1D.5.6. 10TH and 10+2 Board Verification Certificates (BVC):

a) Verification certificate is mandatory for all “NEW” candidates (**except pre-1992** candidate). BVC is required for both 10th and 10+2 (or its equivalent) from a recognized board (recognized by Council of Boards of Secondary Education, State Govt. Education/Technical Board).

b) BVC for 10th and 10+2/ 10+2 equivalent must be submitted by all candidates including:-

- (i) Indian School/Board/University situated in India or Abroad.
- (ii) International School/Board/University situated in India or Abroad.

In case verification of qualification for concerned board is **available online**, at the time of registration the candidate must **upload a self-attested** (refer*NOTE below) copy of the same, and must send the same self-attested hard copy to CEO. Candidates are advised to mention the **respective link** and other required information/credentials (on the hardcopy of BVC) **for** downloading/ viewing the online document for verification by scrutinizing officer.

If it is observed that with the given information, the online document is found not accessible by the scrutinizing officer, then the application is liable to be rejected.

In the case of applicants who earned the qualification from foreign university, education system and/ or studied in foreign country, the BVC for such qualifications are required to be obtained from the concerned board (under whom the institution is awarding passcertificates/mark sheets).

1D.5.7. 10+2 Equivalence Certificates/AIU Certificate:

a) In case the applicant has acquired the Basic Qualification (10+2 or equivalent) from International School/ Board/ University situated in India or abroad, in addition to the Board Verification Certificate, enclose self-attested (refer *NOTE) copy of equivalent certificate issued by AIU.

However Equivalent certificate /AIU are not required for schools situated abroad recognized under Indian Boards. eg KV situated abroad.

b) The Mark sheet for equivalent qualification must display the **individual passing marks** Obtained in **Physics, Chemistry and Mathematics** subjects. (atleast 33% marks in theory)

c) Diploma in Aeronautical, Mechanical, Electrical and Electronics engineering recognized by State Technical Education Board shall be considered as equivalent qualification.

1D.5.8 AME License/ BAMEC / BAMEL (in pdf format): It is mandatory for Pre 1992 candidate to upload and forward the attested (refer *NOTE) copy of the same with application.

***NOTE:**

1. In case of candidate is from BMTO/AME Training Institute/Approved organization/ Defence, at least the photograph, BVC (if offline), DOB proof and Security Clearance(if applicable)are required to be **attested by the same signatory authority** forwarding online application. Rest all documents may be self-attested.

2. In case of **PRIVATE/ UNEMPLOYED candidate**, all documents may be self-attested.

3. In case, BVC is addressed to the CEO/"To Whomsoever It May Concerns", the application will be processed based on the availability of the original BVC in CEO on the date submission of application. CEO shall not be responsible for any delay in receipt of BVC from the concerned board/candidate.

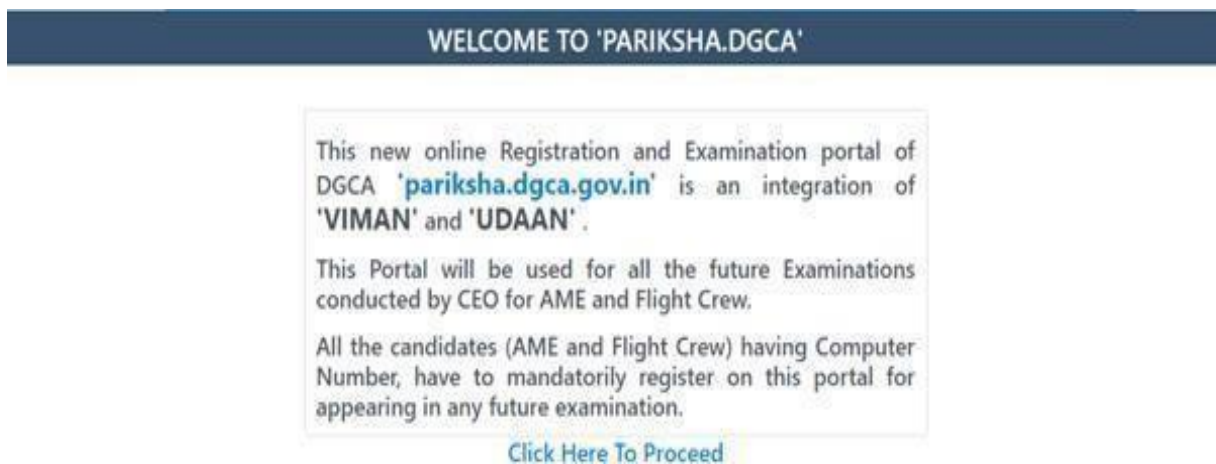
d) Uploaded and enclosed documents are accepted in **Hindi/ English language only**. Any documents other than Hindi/ English language must be translated by approved translator in Hindi/ English and then the self-attested copy by the TM/QM (forwarding the application) to be uploaded.

2A-Registration Module

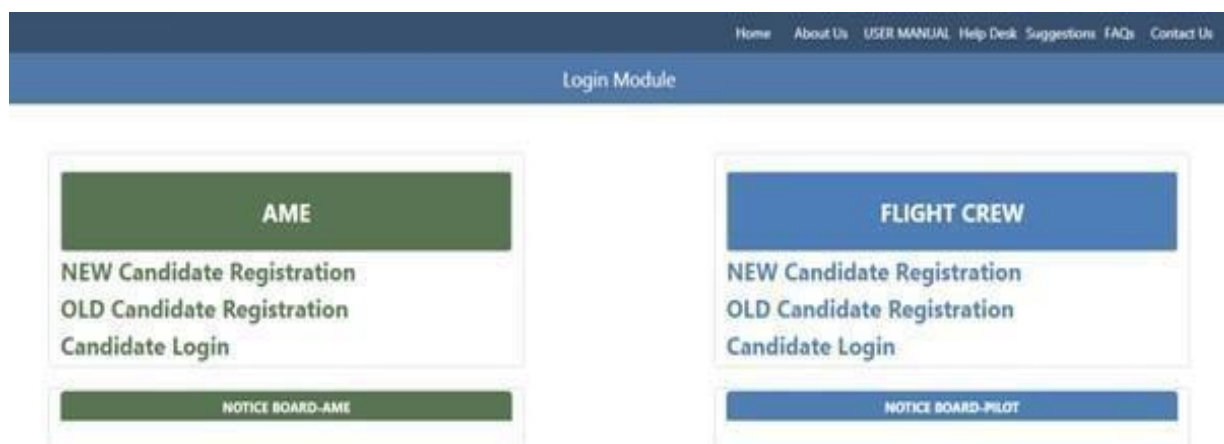
2A.1 Registration Module is applicable for all candidates who desire to appear in AME license examination(s).

Candidates are advised to visit online Exam Registration Portal of DGCA by typing the URL “<https://pariksha.dgca.gov.in>.”

Following screen will be displayed:



Click on “**Click Here To Proceed**”. Following screen will be displayed:



2A.2 Registration module for AME is divided in following two categories:

1. **NEW** Candidate Registration.
2. **OLD** Candidate Registration. Candidate

required to select the correct option to proceed.

1. **NEW Candidates** are advised to follow the procedure defined in **2B** of chapter 2.
2. **OLD Candidates** are advised to follow the procedure definein**2C** of chapter2.

2B- NEW Candidate Registration

2B.1 NEW Candidate Registration form is the entry level form for the candidate (not having computer no), who wants to register to appear in AME license examination conducted by DGCA. (Including all pre-1992 passed / licensed candidates/ BAMEC holders, have to mandatorily apply as NEW with copy of license/ BAMEC for allotment of computer number, if they desire to appear in any examination including that for Limitation removal paper in future.

2B.2 After Clicking on “**NEW Candidate Registration**” tab under Registration Module following screen will be displayed:

The screenshot shows a web interface for the 'Registration Module'. At the top, there is a navigation bar with links for 'Home', 'About Us', 'Suggestions', 'Contact Us', and 'Help Desk'. Below this is a header for 'Registration Module'. The main content area is titled 'Instructions to Candidate' and contains a list of instructions for candidates. At the bottom of the instructions, there is a checkbox with the text '*I have read all the Instructions mentioned above and are acceptable to me.' and a 'Submit' button.

Home · About Us · Suggestions · Contact Us · Help Desk

Registration Module

Instructions to Candidate

INSTRUCTIONS TO THE CANDIDATES - AME

1. Candidates are advised to read the respective chapter of the latest User Manual and to check AME Notice Board for any latest information/ Instructions/ Guidance before proceeding in this portal.
2. Candidate must ensure the eligibility as per the latest CAR/ Guidelines/ Instructions etc, before applying for Computer Number or respective examination paper(s).
3. It is the responsibility of the candidate to fill correct information in this portal.
4. Computer Number is the prerequisite for appearing in any examination through this portal.
5. Computer Number is allotted by CEO to a NEW / (Pre-1992) candidate.
6. OLD Candidates (already having Computer Number) need to register in this portal for

*I have read all the Instructions mentioned above and are acceptable to me.

Submit

Developed and Maintained By NIELIT

Candidate should read the “**Instructions**” carefully before proceeding for registration and subsequently confirm by putting in the check box and click on “**Submit**” button.

Following screen will be displayed:



Following question will appear in screen:

Are you pre 1992 Licence Holder?

2B.3 If candidate is **Pre 1992** License Holder click on **YES** otherwise **NO**. Following screen will be displayed:

The screenshot shows the 'NEW Candidate Registration' form. It contains the following fields:

- 1.1. *Title (dropdown)
- 1.2. *First Name (text input, marked as per 10th certificate)
- 1.3. *Middle Name (text input, marked as per 10th certificate)
- 1.4. *Last Name (text input, marked as per 10th certificate)
- 1.5. *Mother's Name (text input)
- 1.6. *Father's Name (text input)
- 1.7. *Date of Birth (As per 10th board certificate) (date picker)
- 1.8. *Gender (dropdown)
- 1.9. *Aadhar Number (text input)
- 1.10. *Country Code (dropdown)
- 1.11. *Mobile Number (text input)
- 1.12. *Candidate Mobile Number (text input)
- 1.13. *Email ID (text input)
- 1.14. *Candidate Email ID (text input)
- 1.15. *I have never registered with DGCA for computer number (checkbox)
- 1.16. English (radio button)

At the bottom, there is a 'Submit' button and a footer that reads 'Developed and Maintained By NIELIT'.

The candidate is required to enter:

- All Mandatory Fields marked as ***(asterisk)
- Select options from the given drop down lists of all master lists.
- For verification during initial registration OTP will be sent to the given mobile no. India based mobile number with pre fix+91 is only acceptable.
- Name, DOB (date of birth), Father's/ Mother's/ Guardian's Name (if mentioned in certificate) should be as per class Xth Pass Certificate/ Mark sheet only.

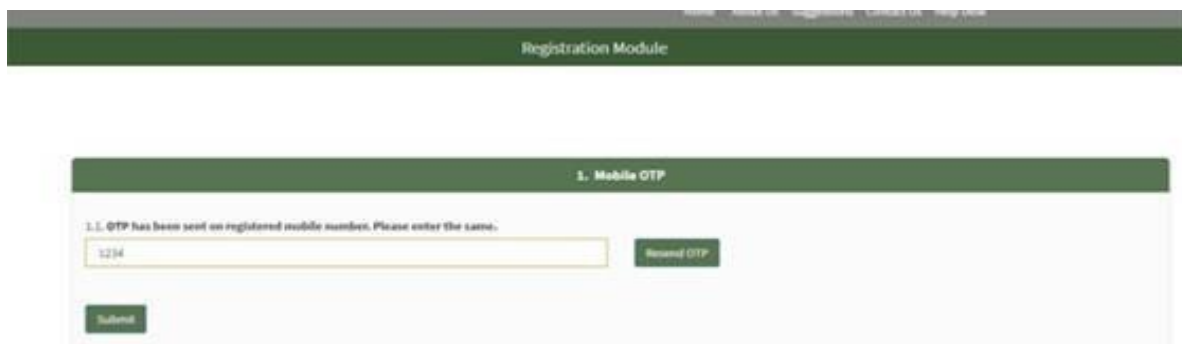
Note:

If the required data in dropdown is not available, the candidate of approved organizations are advised to select 'OTHERS' and should continue to complete the application. Subsequently must contact helpdesk to update the master list. The respective application will be approved only after the master list is updated.

However for BMTO should contact respective TM for processing of request for addition of the name of BMTO.

Fill up all details and click on "**Submit**". Following screen will

be displayed:



Enter the OTP as received on the registered Mobile and click "**Submit**". If OTP is not received on the registered Mobile, click "**Resend OTP**".

On clicking the submit button, the following screen will be displayed and, registration details will be saved.



Proceed further for email verification as shown in the screen.

After submitting the Registration Form, candidate will receive link on the registered email address. The **Link is valid for 24 hours from the receipt**. Candidate needs to generate a Password. If the link is not activated within 24 Hrs, the registration process is required to be done again by the candidate.

After clicking on the link sent in registered email following screen will be displayed:

Generate password as per password policy and **“Submit”**.

2B.4 Candidate is now required to use the **“Candidate Login”** tab in Registration Module.

Following screen will be displayed:

Candidates are required to fill credentials and click on Login. Then following screen will be displayed:

The screenshot shows the 'Registration Module' interface. The 'Personal Details' section includes the following fields:

- 3.1. Title* (Dropdown menu)
- 3.2. First Name* (Text input)
- 3.3. Middle Name (Text input)
- 3.4. Last Name (Text input)
- 3.5. Mother's Name* (Text input)
- 3.6. Father's Name* (Text input)
- 3.7. Gender* (Dropdown menu)
- 3.8. State of Birth (As per 2016 board certificate)* (Dropdown menu)
- 3.9. Aadhar Number (Text input)
- 3.10. Nationality* (Dropdown menu)
- 3.11. Mobile Number* (Text input)
- 3.12. Email ID* (Text input)

A red note at the bottom left of the form states: "NOTE: * your country name, date and address please mention properly".

Note: Candidate are advised to press the SAVE button during filling the Application Form to save the details.

Candidate required to fill up Personal Details:

The screenshot shows the 'Study Details' section with the following questions:

- 2.1. Have you studied in Non Indian or Abroad University, situated in India or Abroad? YES NO
- 2.2. Do you have AIU / equivalent education qualification certificate?* YES NO

Candidate required to fill Study Details.

The screenshot shows two sections: '3. Passport' and '4. Applicant Type'.

3. Passport

- 3.1. Passport Number: 1234567890
- 3.2. Date of Issue: 11-11-2011
- 3.3. Date of Expiry: 11-11-2014
- 3.4. Issuing Authority & Country: INDIA

4. Applicant Type

4.1. Applicant Type Details*

- 4.1.1. BTO
- 4.1.2. Trainee
- 4.1.3. General/Others
- 4.1.4. Defence

Candidate require to fill up Passport Detail (if applicable). Candidate should appropriately select “Applicant Type” as below:

- **BMTO:** This is applicable for the candidate of Basic Maintenance Training Organization approved under CAR147 (Basic)

- **General/Other:** This is applicable for the candidate of any Organization approved under CAR 145/CAR –M & also for PRIVATE & UNEMPLOYED candidates.
- **Defence:** This is applicable for Serving or Retired Defence personnel / Paramilitary Services Personnel.

Note:

- (i) Candidates working in **Foreign Organization** (not having DGCA approval) may use **“OTHERS”** and proceed to complete the registration.
- (ii) For the candidate from BMTO correspondence address will be **auto filled** from the master database. However candidate must fill the Permanent Address as per the submitted address proof.

5. Correspondence Address

5.1. Address Line 1* 5.2. Address Line 2 5.3. Address Line 3

5.4. Village/Town/City* 5.5. Country*

5.7. State* 5.9. Pin/ Zip*

5.10. My permanent address is same as correspondence address YES NO

NOTE: If your country name does not appear please contact Help Desk

6. Permanent Address

NOTE: IF you are Foreign candidate then your Permanent Address must be same as Passport otherwise your application is liable to be rejected.

6.1. Address Line 1* 6.2. Address Line 2 6.3. Address Line 3

6.4. Village/Town/City* 6.5. Country*

6.7. State* 6.9. Pin/ Zip*

6.10. If your country name does not appear please contact Help Desk

- (iii) All other candidate require to fill up Correspondence Address and Permanent address.

Note: All candidates from **BMTO** are advised to mandatorily **update the “Applicant Type” and “Correspondence Address”** after passing out from BMTO, through Profile Management.

7. Education									
Qualification level	Name of Degree/Diploma	Board/University	Duration(In year)	Year of Passing	Result Type	Marks/GPA Obtained	Maximum Marks/GPA	Grade / %age	Action
10th	CBSI	Board of School Educa	1	2012	Percentage	700	1000	70	
10+2 with	CBSI	Board of School Educa	1	2013	Percentage	800	1000	80	Remove

Candidate required to fill up Education Detail :

8. Total Experience		
8.1. Total Aircraft Engineering Experience	8.2. Year(s)	8.3. Month(s)
	1	12

9. Relevant Experience Details						
Organisation/Approved AME Institute	From	To	Type of System	Type of Aircraft	Type of Engine	Action
Institute for Aircraft	2014	2019	Aircraft	EC 150B1	EngineType	Remove

Candidate to ensure that filled **details are correct before click on “OK” button**, as it can't be altered later on.

Following below screen will appear:

S.No.	Bt.No.	Document Type	Document / Certificate Reference Number	Upload Document
1		Applicant Photograph		Choose File sample.jpg
2		Applicant Signature		Choose File sign.png
3	1.8	Date of Birth Proof	Document Number	Choose File sample.pdf
4	7	10 th Certificate	Document Number	Choose File sample.pdf
5	7	Board Verification Certificate for 10 th qualification	Document Number	Choose File sample.pdf
6	7	X009 / Technical Diploma Marksheet	Document Number	Choose File sample.pdf
7	7	Board verification certificate for 10 th / Diploma II	Document Number	Choose File sample.pdf
8	6	Copy of Proof of Permanent Address	Document Number	Choose File sample.pdf
9	3.2	Association of Indian University Certificate	Document Number	Choose File sample.pdf
10	1.9	UID Aadhar Card	Document Number	Choose File sample.pdf
11	8	Experience Certi From 10/10/2010 To 10/10/2012	Document Number	Choose File sample.pdf

Back Reset Save Save and Next

Developed and Maintained By NIELIT

Candidates are required to upload the documents and after uploading **must view the same to check** that the each document are correctly uploaded at the right place with correct orientation and are legible.

Click on the **Save and Submit** button, the registration details will be updated and system would display the message **“Records Saved successfully”** and Review screen will come showing all the details filled inform.

2B.5 Review Form screen will appear, **candidate must read all details** in the review form before FINAL SUBMIT.

Candidate has to at the box provided before **“Final Submit”**. On successful submission, a pdf form of filled in formation will be created and the same will be sent to the registered email ID for his record purpose.

2B.6 Candidate should note the Temp ID for any future query.

2B.7 In case of private and defence categories, the candidate need not to send the hard copy of the application to CEO.

Pre-1992 candidate's applying for the 'Allotment of Computer Number are advised to upload **mandatorily** the copy of their **BAMEL/BAMEEC/ License** and also should **mark in bold 'Pre-1992 candidate'** in the footer of each page of the CA **Form 19-07** for easy identification.

2B.8 Approved Candidate: If the registration form is approved then the computer number will be generated and a mail will be sent to respective registered email Id's. Thereafter candidate should login by using **Computer Number and Password** to access this portal.

2B.9 Rejected Candidate: If the registration form is rejected then mail will be sent to respective registered email ID's with the reasons of rejection.

Candidates are advised to login with their credential and correct the **editable field** as per 'reason(s) of rejection' and submit the application online again and complete the as per the procedure given in Para **2B.7**.

Once-submission same Temp ID will be maintained with latest online submission date & time.

NOTE . Appeal Mechanism:

Candidate can appeal to Director, CEO in case of non-satisfaction of the provided reasons of the complete rejection of the computer number application by the CEO:

1. By sending the appeal through email to ceo.dgca@nic.in or by post to Central Examination Organization (CEO) of DGCA, East Block III, Level III, Rama Krishna Puram, New Delhi-110066
2. In person at Central Examination Organization (CEO) of DGCA, East Block III, Level III, Rama Krishna Puram, New Delhi-110066 on Tuesday/Thursday from 3PM to 5 PM.

2C- OLD Candidate Registration

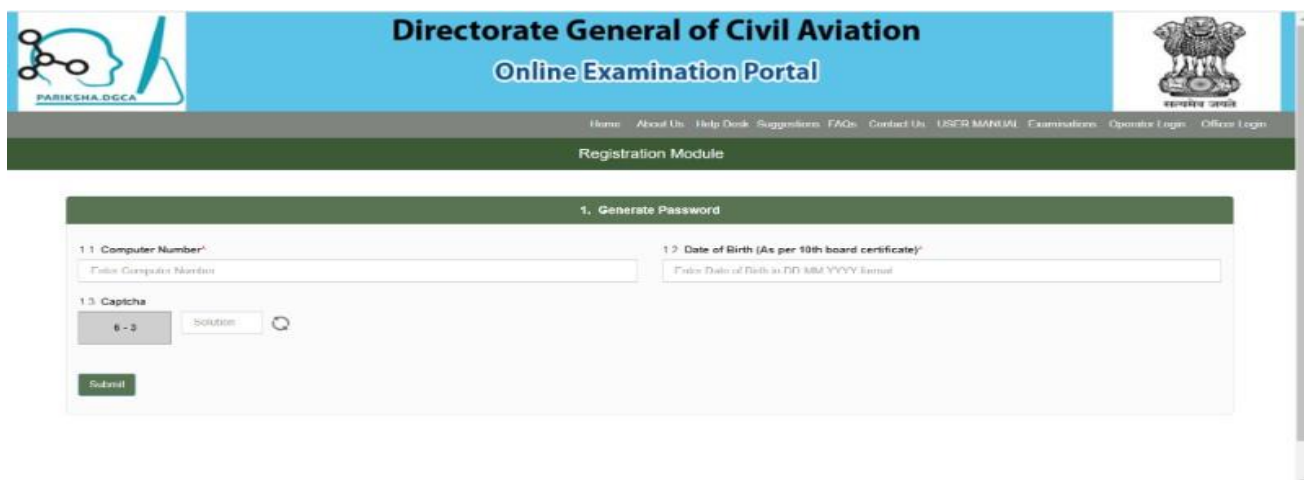
2C. The candidates who have been allotted the computer number earlier but not registered in the current examination portal, this part describes the procedure for such candidates to register with DGCA online examination portal system i.e. “<https://pariksha.dgca.gov.in>” portal.

OLD Candidates already registered in previous (VIMAN) online system to use their Computer Number as their login credential.

2C.2 Click on the “OLD Candidate Registration”



Following screen will be displayed:



Candidate required to fill the **Computer Number & Date of Birth** to proceed further for registration.

Note:

OLD Candidates who are unable to login for registration must send a request through E-mail at **help.pariksha.dgca@gov.in** under the subject line “**AME- UNABLE TO LOG IN- E-XXXXXXXX**” with self-attested scanned copy of proof of computer number and date of birth certificate/ 10th Certificate as attachment for verification. They should take a print of the E-mail and send through speed post to CEO, DGCA so as to reach **within 10 days** from e-mail date along with hard copies of above mentioned documents in an envelope super scripted with phrase “**AME-UNABLE TO LOG-IN**” in capital and bold letters.

2C.3 After logging in, candidate’s personnel details and other data will display. Candidate must read all the details in the review form before final submission.

Candidate has to at the box provided before “**Final Submit**”. **Note:**

- (i) OLD Candidates having Computer Number but **not registered** in previous (VIMAN)online system should fill all the required details and submit.
- (ii) OLD Candidates **already registered** in previous (VIMAN) online system needs to fill uponlythe editable fields for which information is not available or any changes required.
- (iii) **In case of any mismatch** in filled information which is noted it able, candidate is required to first **complete the registration** and then can correct it through profile management.
- (iv) After registration, all OLD candidates **MUST check their PASSED PAPERS** (if any) through the ‘**Exam History**’ tab. Any anomaly observed must be brought to the notice of CEO **within 10 days** of registration.
- (v) Pre-1992 passed paper(s) record will not be displayed, however the necessary credit has been considered.
- (vi) Hard copy of registration application form is **not required to be forwarded to CEO, DGCA.**

2C.4 All OLD candidates whose saved/uploaded **PHOTOGRAPH** not meeting the required specification (asperUserManualPara**1D.5.1**), especially if the background of photograph is NOT WHITE are advised to update their photograph at the earliest through update profile option failing which, during issuing of Roll Number/Admit Card for examination in future may be liable to be rejected due improper Photograph.

3A- Examination Form

3A.1 After publication of Examination Portal opening intimation through “Public Notice”, applicants can login to their account using the computer number as their loginid, for filling examination form.



NOTE:

1. Examination Form will only be available for the period as mentioned in the Public Notice.
2. Before applying for examination, all candidates are advised to read carefully the respective chapter of the latest available User Manual (including applicable Annexure), Instructions & Notices.
3. In a **particular session** initially a candidate will be allowed to appear
 - a. In any **ONE category** (A1/A2/A3/A4/B1.1/B1.2/B1.3/B1.4/B2/ B3)**only**.
 - b. In maximum **FIVE** QPREF(s) of that particular category.
4. As per applicable rule, FEES is to be paid online @ **Rs.1500/- per** Examination Paper (QPREF).
5. As per Appendix II – Basic Examination Standard of CAR-66, the maximum number of consecutive attempts for each QPREF is three. Further sets of three attempts are allowed with a 1 year waiting period between sets.

6. Candidate is allowed to apply only once in a particular session.
7. Once examination application form is submitted successfully, **no change/ alteration** request will be entertained by CEO and **fees will not be adjusted** under any circumstances.

3A.2 Click on the 'Examination Form' tab following screen will appear:

Candidate need to select the active applicable session (For which portal is open), Stream & Category (as applicable) from drop down.

System would display a question “**Are you holding BAMEL/BAMEC/ Licence of applied category**” with options ‘YES’ and ‘NO’. Candidate need to select appropriate option (as applicable).

3A.3 Candidate needs to select the Centre Choice 1 & Centre Choice 2 as shown in below screen:

Session Name	QPREFI Paper
Oct2005	200 -Paper 1
Oct2006	201 -Paper 2
Jun2008	207 -ES
Fes2007	211 -IS
Jun2010	216 -RN

Proceed For QPREFI to be Applied

Candidates are required to fill TWO 'choice of center' as Option 1 & 2, while filling the application form. At the time of scheduling all attempt will be made to accommodate the candidate at first choice, however due to non-availability of the same due to any unavoidable circumstances 2nd option will be allotted.

If the candidate fails to appear at the allotted center, no request for refund or adjustment of the fee paid will be entertained.

Candidate must check their examination history shown (Passed Papers) on the screen, refer the applicable Annexure and then click on '**PROCEED FOR QPREF To Be Applied**'. Following screen will display:

QPREF to be applied				
S.No	Module	QPREF	Remarks	
1	Module 3 - ELECTRICAL FUNDAMENTALS	0300	Credit Obtained	
2	Module 5 - DIGITAL TECHNIQUES: ELECTRONIC INSTRUMENT SYSTEMS	0500	Credit Obtained	
3	Module 6 - MATERIALS AND HARDWARE	0600	Credit Obtained	
4	Module 7 - MAINTENANCE PRACTICES	0700	Credit Obtained	
5	Module 8 - BASIC AERODYNAMICS	0800	Credit Obtained	
6	Module 9 - HUMAN FACTORS	0900	Credit Obtained	
7	Module 10 - AVIATION LEGISLATION	1000	Credit Obtained	
8	Module 16 - PISTON AIRPLANE AERODYNAMICS, STRUCTURES AND SYSTEMS	1116		<input type="checkbox"/>
9	Module 16 - PISTON ENGINE	1616		<input type="checkbox"/>
10	Module 17 - PROPELLER	1716		<input type="checkbox"/>

Total Checked: 0 Total Rows Count: 10

Candidate need to select the eligible QPREF, and click on '**SUBMIT**'.

3A.4 Examination Review Form with all filled details (Personal Details, Session, Centre Choice & QPREF Details with Total Payable Amount), will be displayed.

The screenshot displays the 'Exam Session Details' form. It includes dropdown menus for 'Session' (1 of 2018), 'Stream' (Mechanical), and 'Category' (A2-AEROPLANES PISTON). A checkbox for 'Are you holding BAMEL/ BAMEC/ License of applied category' is set to 'No'. Below this is the 'Center Choice' section with dropdowns for 'Center Choice 1' (Mumbai) and 'Center Choice 2' (Bangalore). The 'QPREF Details' section contains a table with the following data:

QPREF Applied	FEE payable
1700	1500
Total Payable Amount	1500

At the bottom of the form, there are 'Back' and 'Proceed To Payment' buttons. The footer of the page reads 'Developed and Maintained By NIELIT'.

Candidate must verify the same and if satisfied click on '**PROCEED TO PAYMENT**'.

After successfully filling up the examination application form, the system will direct the candidate to payment gate way "**Bharatkosh**". Applicable total fee is to be paid through Govt NTRP 'Bharatkosh' only, using through Net Banking or Credit Card or Debit Card.

It is also advised to download the User Guide (<https://bharatkosh.gov.in/pdf/UserGuideBharatkosh.pdf>) and view the steps before making payments.

A nominal amount may be charged to wards service charges/applicable taxes (if any), by the bank in addition to the total fees to be paid for the applied QPREF(s). After an unsuccessful payment transaction from Bharatkosh, candidates are advised to wait at least 01(one) hour before making a second attempt of payment.

NOTE: -

1. Fee once submitted will not be refunded back / adjusted for the next or later Sessions under any circumstances including rejections. Further no communication in this regard shall be entertained by this office.
2. DGCA will not hold any responsibility for any unsuccessful transaction made through 'Bharatkosh'.
3. To avoid last minute surge in the software, candidates are advised to complete the online payment latest by 2200hrs of the closing date. If any candidate makes payment after 2200 Hrs of closing date and the successful transaction information of same payment is received from Bharatkosh after 2359 hrs of closing date, then the same may not be considered valid by the software.

3A.5 After making the successful payment, below screen will display and an e-mail will be auto prompted giving details of payment:

Congratulations !!!

Your AME Examination Application has been successfully submitted.

For Session : 1 of 2018
Your Reference id is : E-E10260001

Fees Details	
Computer Number	E-03016367
QPREFs Applied	1700
Total Amount	1.0
Bharatkosh Receipt Number	EX3010180110334643260
Transaction Date	2018-10-30 13:10:33
Transaction Status	Success

NOTE: In support of 'GO- GREEN' initiative; candidates are NOT REQUIRED to forward any hard copy of the Examination Application Form to CEO.

3A.6 Once application for examination is scrutinized and accepted/ rejected by CEO, an e-mail will be sent to the respective candidate in timing their allotted 'Roll Number'/ 'Reason(s) for Rejection' for the applied QPREF(s) for that particular session.

3B- Admit Card

3B.1 On the basis of total number of candidates / QPREFs applied, the details of examination schedule and venues will be published in www.dgca.nic.in and <https://pariksha.dgca.gov.in>

3B.2 Candidates need to login and Click on the “**Admit Card**” to download and PRINT admit card.



Candidates are advised to **take the print out (preferably in colour) of their admit card mandatorily** containing details of respective date/ time/ venue of all applied QPREF(s) **at least one day prior to the starting date of the examination.** Candidate must ensure legibility of all details, including photo & signature. Carrying of proper ADMIT CARD is a **mandatory requirement** for entering in the examination hall.

3C- Guidelines For Appearing Examination

Candidates are advised to visit the www.dgca.nic.in and AME Notice board of “<https://pariksha.dgca.gov.in>” time to time **before appearing for examination** for latest Instructions/ Notices/ Guidelines.

4A- Track Application Status

Once the Registration form is submitted by the **NEW** Candidate's /he can track the status of the application after login.

4A.1 Enter the valid login credentials for tracking the application status.



The screenshot shows the 'Login Module' interface. At the top, there is a navigation bar with links: Home, About Us, USER MANUAL, Help Desk, Suggestions, FAQs, and Contact Us. Below this is a 'Login Module' header. The main content area is divided into two sections. On the left is a 'Notice Board for AME' with a link to 'Guidelines for registration for AME Candidates'. On the right is a 'Login' form with the following fields: 'Email ID/ Computer Number*' (with a sub-label 'Enter Computer Number/Email ID'), 'Password*' (with a sub-label 'Enter Password'), a 'Forgot Password' link, and a 'Captcha' section with a '4 + 2' image and 'Enter Solu' input. A 'Login' button is at the bottom of the form. A note below the form states: 'NOTE: Candidate can login using their registered email id till the time of creation of a Computer Number.'

Following screen will be displayed:



The screenshot shows a user profile page for 'MOHAMME DIMRAN K. HANIM'. The user is logged in as 'Online'. The left sidebar contains links for 'Profile Management', 'Change Password', and 'Update New Password'. The main content area displays 'Application Status' with a message 'Application Approved' and a 'See More' link.

4A.2 Candidate can see status of her /his application and also can change the password.

4B- Update Profile

After successful registration and Allotment of Computer number, candidates may update their profile, if any mismatch is found in saved data or they want to update/change the personnel details.

4B.1 Candidate has to enter her/his login credential:

4B.2 After Login, Following screen will be displayed:

Under Profile management candidate will have following functions:

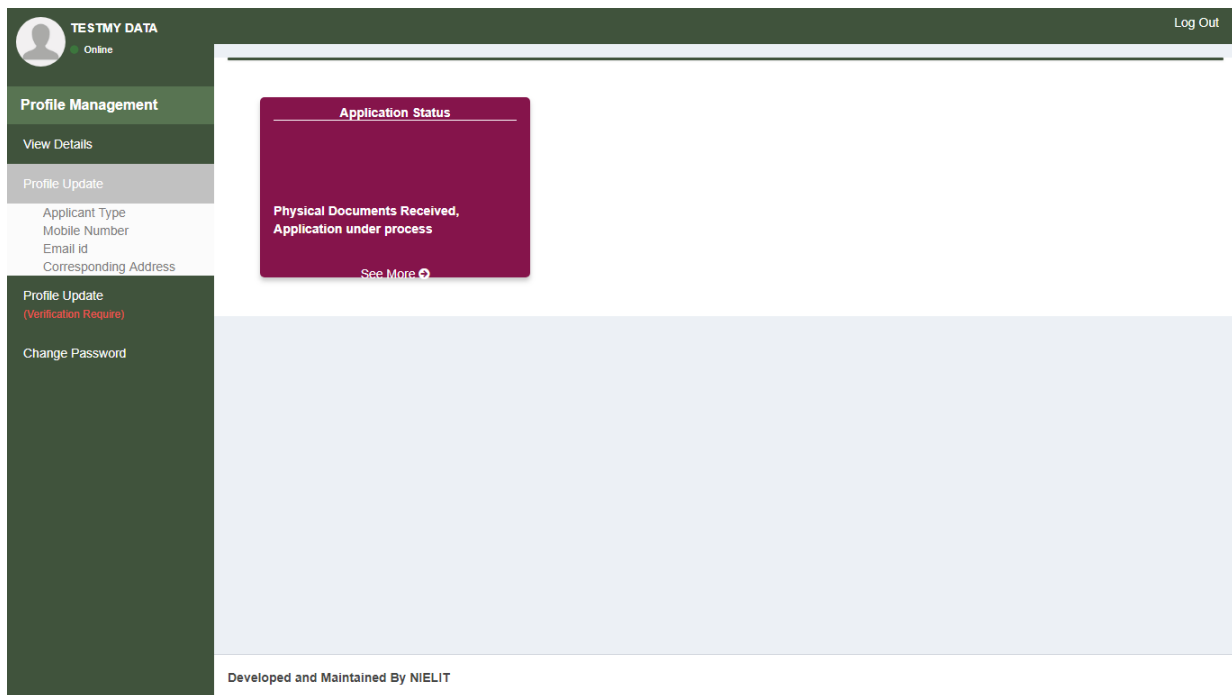
- View Details
- Profile Update(By Candidate)
- Profile Update (Required Verification)
- Change Password

4B.3 After click on “**View Details**”, following screen will be displayed:



Under View Details candidate can View her/his **Personal Details** and **Examination History**.

4B.4 After click on “**Profile Update**”, following screen will be displayed:



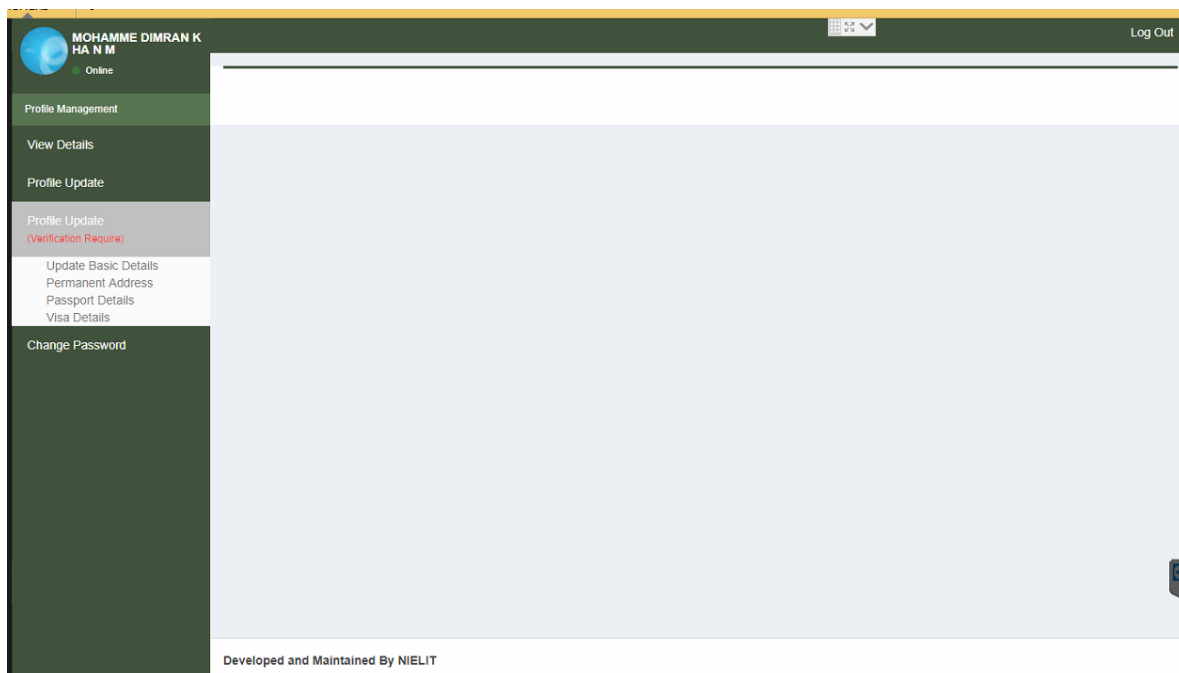
Under “**Profile Update**”, candidate can update following:

- Applicant Type
- Mobile Number
- Email ID
- Corresponding Address

Note:

1. Above Details can be updated by candidate directly (which do not required verification from CEO, DGCA).
2. Applicant Type for BMTO can be updated only when candidate has passed out from her /his BMTO or AME Institute.

4B.5 After click on “ **Profile Update (verification required)**”, following screen will be displayed:



4B.5.1 Under “**Profile Update (verification required)**”, candidate can update following:

- Basic Details
- Permanent Address
- Passport Details

Note:

1. Candidate can request for update above details, as it requires **Verification by CEO.**
2. Candidate must upload appropriate supporting documents (as listed in User Manual) for applicable update in profile.
3. **Refer Para 1D.5** for Document Type & Size table before uploading the documents.
4. **The candidate need not to forward pdf generated copy to CEO. The application will be processed accordingly. All the uploaded documents needs to be self-attested.**

4B.5.2 After click on “**Update Basic Details**” under “**Profile Update** (verification required)”, following screen will be displayed:

Under “**Update Basic Details**”, candidate can update following:

- Date of Birth(As per 10th board certificate)
- Father’s Name
- First Name
- Last Name
- Middle Name
- Mother’s Name
- Photograph
- Signature
- Gender
- Title

4B.5.3 After clicking on “**Permanent Address**”, candidate can request for update the permanent address.

Note: All candidates from **BMTO and AME Institutes** are advised to mandatorily update the “**Applicant Type**” and “**Correspondence Address**” after passing out from BMTO/AME Institute.

4B.5.4 After clicking on “**Passport Details**”, candidate can request or update the passport details (if applicable).

4B.6 After clicking on “**Change Password**”, following screen will be displayed:

The screenshot shows the '1. Reset Password' form. It contains the following elements:

- 1.1. Old Password***: A text input field with a password mask.
- 1.2. New password***: A text input field with a password mask.
- 1.3. Confirm New Password***: A text input field with a password mask.
- NOTE:** The Password must contain at least 1 lowercase alphabetical character, at least 1 uppercase alphabetical character, at least 1 numeric character, at least one special character [! @ # \$ % & *], and must be eight characters or longer.
- 1.5. Captcha**: A field showing the calculation '8 + 2' and the result '11' in a box, with a refresh icon.
- Submit**: A green button at the bottom of the form.

At the bottom of the page, it says 'Developed and Maintained By NIELIT'.

Candidate shall fill the required details and click on “**Submit**” to change password.

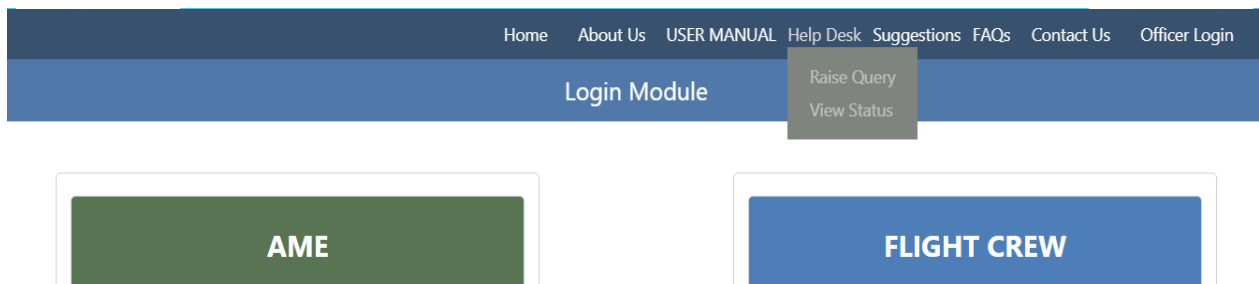
4C- Help Desk

Candidates can use the Help Desk for any query related to AME registration and examination without login.

4C.1 Candidates can avail this facility by visiting the "<https://pariksha.dgca.gov.in>" portal Login page.



4C.2 Click on the "Help Desk" tab to **raise e-query** and also to check the **statusSearch** of the query.



4C.3 Clicking on "Raise Query", following screen will be displayed:

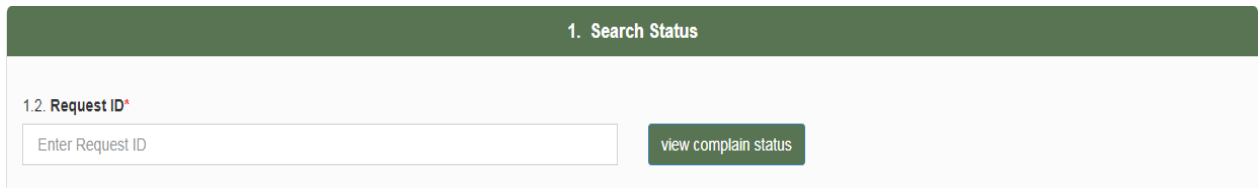
The screenshot shows the 'Raise Query' form. The form is titled '1. Raise Query' and contains the following fields:

- 1.1. Query Related To? (Dropdown menu)
- 1.2. Candidate Name (Text input field)
- 1.3. Computer Number/ Temporary Computer Number (Text input field)
- 1.4. Subject Related To Query (Dropdown menu)
- 1.5. Email ID* (Text input field)
- 1.6. Confirm Email ID* (Text input field)
- 1.7. Query* (Text area)

There is a 'Submit' button at the bottom left of the form.

Candidate shall fill up the required information as shown in screen and click on Submit. A **Query Number** will be generated.

4C.4 Clicking on “**Status Search**”, following screen will be displayed:



1. Search Status

1.2. Request ID*


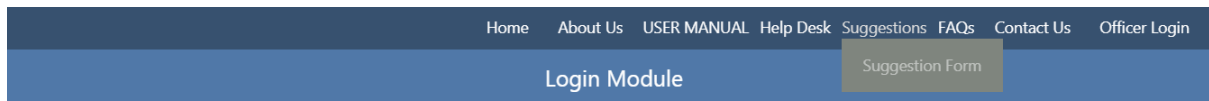
Enter Request ID

view complain status

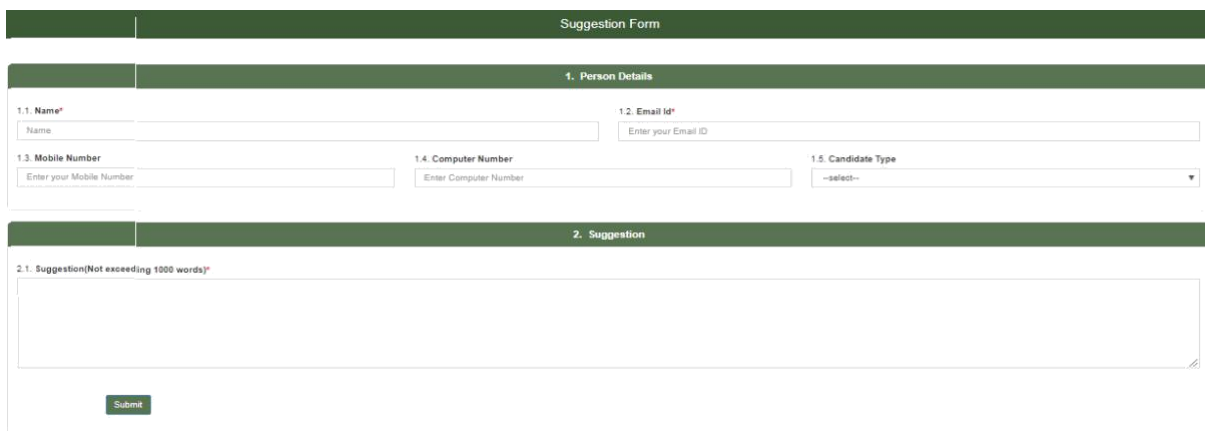
Candidate need to enter query number to know the status of the query.

4D- Suggestions

CEO has taken initiative to collect valuable suggestions from the candidates about this portal to further improve and make more users friendly.



4D.1 Candidate may click on the “**Suggestion Form**” under “**Suggestion**” tab, following screen will be displayed:



4D.2 Candidate should fill up the “**Suggestion Form**” and click on Submit for consideration by CEO.

4E Procedure for applying Aircraft Type Examination

1. As per APM part 2 chapter 17 C para 3.3 An applicant for appearing in type examination is required to demonstrate his level of knowledge in the appropriate subject modules in accordance with CAR 66 or be entitled for grant of credit as per Table 4 of APM Part 2 Chapter17.
2. Note: The existing CAR 66 AME Licence holders with limitation (3, 7, 6 and 8) may also be permitted to appear in type Examination inthe same sub category.
3. Candidate must Update his profile for type examination
4. Update AME License form is mapped in menu named as Profile Update for type examination by Candidates.
5. It is mandatory to upload Experience Certificate of concern aircraft, for all candidates willing to apply for Aircraft Type Examination.
6. If you do not have license (License Only in B1, B2, B3) then select “**NO**” and upload experience certificate only.
7. If you have license (License B1, B2, B3 only) details, select yes and fill license details and upload License document.
8. Please select Aircraft for which you are holding the license and fill up the corresponding limitation code and use add row for adding the limitation code in the same aircraft.
9. By clicking on Add row you can also selectmultiple aircraft and its code.
10. If you are holding the License in Two different category, save one License category and follow the same process for saving additional category, and finally submit the documents. No documents will be required to send to the O/o CEO, DGCA, R K Puram, New Delhi.

4 E-Update profile for type examination

1. Update AME License form is mapped in menu named as Profile Update for type examination by Candidates.
2. It is mandatory to upload Experience Certificate (Concerned Aircraft, wish to appear) for all candidates willing to apply for Aircraft Type Examination.
3. If you do not have license (Applicable License Only in B1,B2, B3) then select “**NO**” and upload experience certificate only.

The screenshot shows a web browser window with the URL gca.gov.in/Dashboard/update_ame_license. The page has a dark green header with 'My Home' and 'Log Out' links. The main content area is white with a dark green border. At the top, there are two sections: 'Do you have license' with radio buttons for YES and NO, and 'Upload Experience Certificate' with a 'Choose File' button and 'No file chosen' text. Below this is a dark green bar with the title 'Update License'. The form contains several fields: 'License Number*' (text input), 'License Category*' (dropdown menu with '--select--'), 'License Issue Date*' (text input), and 'Expiry Date*' (text input). There is also an 'Upload License Document*' section with a 'Choose File' button and 'No file chosen' text. Below the form is another dark green bar with the title 'Aircraft Details'. This section contains a table with three columns: '*Aircraft Type' (dropdown menu with '--select--'), '*Limitation Code' (dropdown menu with '--select--'), and 'Action'. At the bottom of the table is an 'Add Row' button.

4. If you have license (Applicable License B1, B2, B3 only) details, select **Yes** and fill up license details and upload License document.

gca.gov.in/Dashboard/update_ame_license

riksha DGCA | DGCA Pariksha | Imported From IE | Admit Cards for all... | Gmail | YouTube | Maps

My Home Log Out

Do you have license YES NO

Upload Experience Certificate*
 No file chosen

Update License

License Number*

License Issue Date*

Upload License Document*
 No file chosen

License Category*
 --select--
 B1.1 - Aeroplanes Turbines
 B1.2 - Aeroplanes Piston
 B1.3 Helicopters Turbine
 B1.4 - Helicopters Piston
 B2 - Avionics
 B3 - Piston Engine Non-Pressurised Aircraft Below 2000 kg

Aircraft Details

*Aircraft Type	*Limitation Code	Action
--select--	--select--	

5. Please select Aircraft for which you are holding the licence and fill up the Corresponding limitation code and use add row for adding the limitation code in the same aircraft.
6. By clicking on add row you can also select multiple aircraft and its code.
7. If you are holding the Licence in Two different category, save one License category and repeat the same process for additional category.

gca.gov.in/Dashboard/update_ame_license

riksha DGCA | DGCA Pariksha | Imported From IE | Admit Cards for all... | Gmail | YouTube | Maps

My Home Log Out

Do you have license YES NO

Upload Experience Certificate*
 No file chosen

Update License

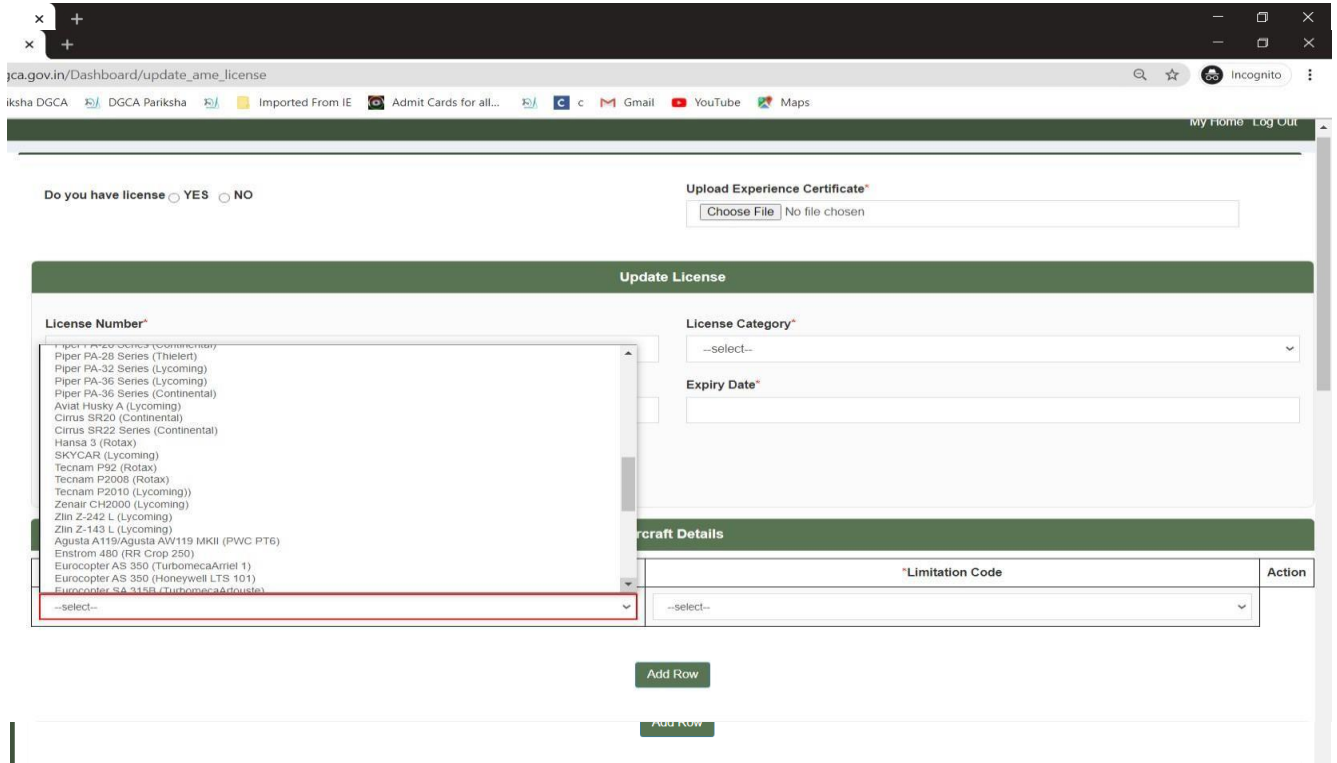
License Number*
 --select--
 Cessna 208 Series (PWC PT6)
 Beech 58 Series (Continental)
 Piper PA-34 Series (Lycoming)
 Piper PA-34 Series (Continental)
 Vulcanair P-68 Series (Lycoming)
 Cessna/Reims-Cessna 152/F152 Series (Lycoming)
 Cessna/Reims-Cessna 172/F172 Series (Lycoming)
 Cessna 172 Series (Thielert)
 Cessna/Reims-Cessna 182/F182 Series (Lycoming)
 Cessna 206 Series (Lycoming)
 Diamond DA 42 Series (Thielert)
 Diamond DA 42 Series (Austro Engine)
 Diamond DA-40 (Lycoming)
 Diamond DA40 D (Thielert)
 Diamond DA 40 (Austro Engine)
 Tecnam P2006T(Rotax)
 Bell 407 (RR Crop 250)
 Agusta AB206/Reti 206 (RR Crop 250)
 Eurocopter AS 350 (TurbomecaArriel 2)
 --select--

License Category*
 --select--

Expiry Date*

Aircraft Details

*Aircraft Type	*Limitation Code	Action
--select--	--select--	



lgca.gov.in/Dashboard/update_ame_license

Do you have license YES NO

Upload Experience Certificate*
Choose File | No file chosen

Update License

License Number*

- Eurocopter EC 130 (TurbomecaArrius 2)
- Robinson R66 Series (RR CORPS 250)
- Robinson R22/R44 Series (Lycoming)**
- Pilatus PC-6 Series (PWC PT6)
- Pilatus PC-6 Series (Turbomeca Astazou)
- Pilatus PC-6 Series (Honeywell TPE 3311)
- Kodjak 100 (PWC PT6)
- Piper PA-60/61 Series (Lycoming)
- Cessna 310/320 Series (Continental)
- Cessna 336 (Continental)
- Cessna 421 (Continental)
- Cessna 1303 (Continental)
- Beech 55 Series (Continental)
- Beech 58P Series (Continental)
- Beech 65-80 Series (Lycoming)
- Piper PA-28 Series (Continental)
- Piper PA-28 Series (Thielert)
- Piper PA-32 Series (Lycoming)
- Piper PA-36 Series (Lycoming)
- Piper PA-36 Series (Continental)
- select--

License Category*
--select--

Expiry Date*

Aircraft Details

*Limitation Code	Action
--select--	

Add Row

lgca.gov.in/Dashboard/update_ame_license

Do you have license YES NO

Upload Experience Certificate*
Choose File | No file chosen

Update License

License Number*

- Piper PA-28 Series (Thielert)
- Piper PA-32 Series (Lycoming)
- Piper PA-36 Series (Lycoming)
- Piper PA-36 Series (Continental)
- Aviat Husky A (Lycoming)
- Cirrus SR20 (Continental)
- Cirrus SR22 Series (Continental)
- Hansa 3 (Rotax)
- SKYCAR (Lycoming)
- Tecnam P92 (Rotax)
- Tecnam P2008 (Rotax)
- Tecnam P2010 (Lycoming)
- Zenair CH2000 (Lycoming)
- Zlin Z-242 L (Lycoming)
- Zlin Z-143 L (Lycoming)
- Agusta A119/Agusta AW119 MKII (PWC PT6)
- Enstrom 480 (RR Crop 250)
- Eurocopter AS 350 (TurbomecaArriet 1)
- Eurocopter AS 350 (Honeywell LTS 101)
- Eurocopter SA 330 (TurbomecaAstazou)
- select--

License Category*
--select--

Expiry Date*

Aircraft Details

*Limitation Code	Action
--select--	

Add Row

The screenshot shows a web browser window with the URL `gca.gov.in/Dashboard/update_ame_license`. The page contains two main sections:

- Aircraft Details:** A table with columns for *Aircraft Type, *Limitation Code, and Action. Both dropdown menus are currently set to "--select--". Below the table is an "Add Row" button.
- Declaration:** A section with three checkboxes and their corresponding text:
 - I hereby declare that the information provided in this form is correct in every respect to the best of my knowledge and belief and that nothing has been concealed or withheld by me. I understand that if any of my particulars/entries are found false or incorrect before or after the examination, my candidature shall be rejected and further action can be taken against me by DGCA as deemed fit. Further, I understand that unutilized fees paid (if any), for previous session(s), will not be adjusted, carried forward for future examination.
 - It is an offence to make, with the intent to deceive, any false representation for the purpose of procuring the grant, issue renewal or variation of any certificate, licence, approval, permission or other document. Person doing so render themselves liable, on summary conviction, to a fine of one lakh rupees and or imprisonment for a term not exceeding three months. Further, it render the person permanently ineligible to have an Aircraft Maintenance Engineer's Licence.
 - I declare that I have read and understood the above declaration.*

At the bottom of the form is a "Submit" button.

8. And finally submit the documents.
9. No documents will be required to send to the Central Examination Organization, O/o DGCA, R K Puram, New delhi-110066

4F. Forwarding of AME computer number applications only in electronic form by DGCA approved organizations

In a move towards the Go Green concept of Government of India, CEO has been granted the approval to discontinue the process of receiving the hard copy of the application form for the allotment of computer number with effect from the year 2021 and the same was initially applicable to DGCA approved organization including CAR 147 (basic) training institute and the same is now in place with immediate effect for Private/Defence Personnel's also

Accordingly, the candidate will apply for allotment of computer number through "Pariksha Portal". The institute/organization shall process the application submitted by candidate as per the following procedure:

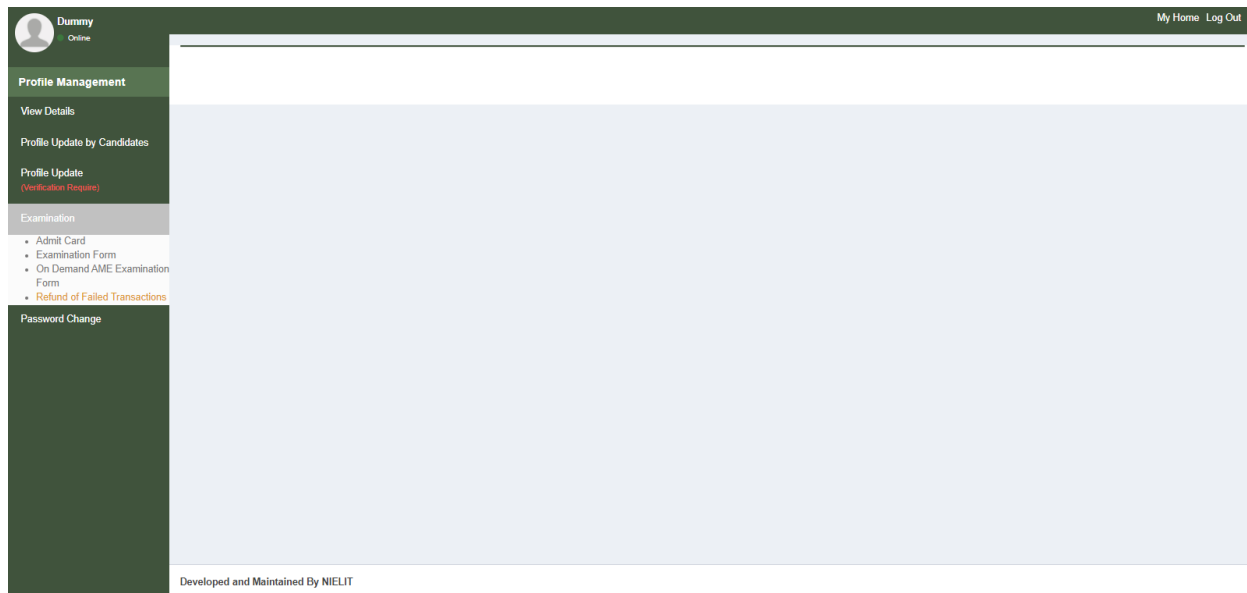
1. The candidate shall complete the application and after submission the same will be available to respective post holder of CAR 147 (basic training institute) or other approved organization. In case of Private/Defence personnel's, the submitted application will come to CEO.
2. The respective post holder shall verify all the particulars filled by the candidate and ,if found in order with respect to qualification and other parameters, forward the application to CEO, DGCA for further scrutiny of the application. In no case, the application shall be forwarded to CEO, DGCA without any necessary attachments in respective columns of the online application form or any column left unfilled.
3. After receipt of the online application in CEO, it shall further be scrutinized and the finalized for acceptance/rejection and the email shall be sent to the candidate accordingly. All the credentials shall be recorded and stored in database.
4. The Private and Defence personnel, however, shall continue to follow the process as mentioned in chapter 2B.

Note: The institute/organization shall be provided with the login credentials by the CEO (DGCA). It Is advised that the respective organization/BMTO must revise their MOE/MTOE after necessary amendments and submit to the concerned RAO/SRAO of DGCA for approval.

4G. Refund Of Fee

Step 1: Candidate login through valid Credentials on <https://pariksha.dgca.gov.in/>.

Step 2: Go to Examination-> Refund of fail Transactions as shown in figure below.



Step 3: The basic details of the candidate will be displayed. Choose your fail transaction id (it will display the transaction id only if refund is available) from the dropdown and complete the form by filling your bank details and check the declaration as shown in the figure below.

The screenshot displays the 'Refund of Failed Transactions' form. The form is titled 'Refund of Failed Transactions' and contains the following fields and sections:

- Computer Number:** E-XXXXXXX
- Candidate Name:** Dummy
- Date of Birth:** 01-01-1999
- Fathers Name:** Dummy
- Address:** Dummy Dummy
- Mobile Number:** 9999999999
- Email ID:** test@gmail.com

Below these details, there is a red instruction: 'Candidate Bank Details to process the refund'.

The 'Choose Failed Transaction*' section features a dropdown menu with the following options:

- TxnRef no- 0123456789123, Txn Date- 01-01-2018 ,Session- 3 of 2018
- select--
- TxnRef no- 0123456789123, Txn Date- 01-01-2018 ,Session- 3 of 2018

Below the dropdown, there are input fields for 'Branch Name' and 'IFSC Code'.

The form also includes two sections for document uploads:

- Self Attested Copy of Bharatkosh Receipt:** A 'Choose File' button with 'No file chosen' and a 'click to view' link with a PDF icon.
- Self Attested ID Proof:** A 'Choose File' button with 'No file chosen' and a 'click to view' link with a PDF icon.

At the bottom, there is a checkbox for a declaration: 'The above details filled by me are true and correct to the best of my knowledge. Any incorrect/ misleading information may result in the non-refund of the amount. I will be solely responsible for non-refund due to incorrect/ misleading information. I further declare that no refund on the above transaction reference number has been received by me earlier.'

A 'Preview' button is located at the bottom center of the form.

Refund of Failed Transactions

Computer Number: E:XXXXXXXXX Candidate Name: Dummy
 Date of Birth: 01.01.1999 Fathers Name: Dummy
 Address: Dummy Dummy Mobile Number: 9999999999
 Email ID: test@gmail.com

Candidate Bank Details to process the refund

Choose Failed Transaction*
 TxnRef no- 012345678123, Txn Date - 01-01-2018, Session- 3 of 2018

Account Number: 123456 Name of Bank: HDFC Bank
 Branch Name: Cannaught Place IFSC Code: HDF1234

Self Attested Copy of Bharatkosh Receipt
 Choose File sample.pdf

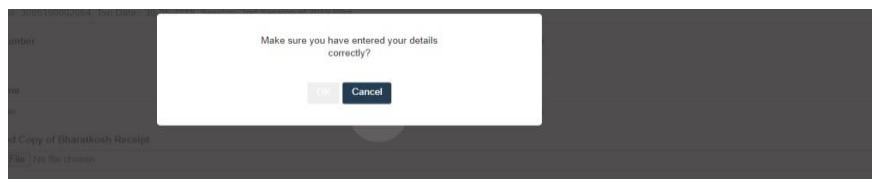
Self Attested ID Proof
 Choose File sample 2.pdf

The above details filled by me are true and correct to the best of my knowledge. Any incorrect/ misleading information may result in the non-refund of the amount. I will be solely responsible for non-refund due to incorrect/ misleading information. I further declare that no refund on the above transaction reference number has been received by me earlier.

[Preview](#)

Step 4: Upload the self-attested copies of bharatkosh receipt and ID proof as shown in figure below.

Step 5: Click on preview button and confirm that you have filled the correct details.



Step 6: Candidate can either submit or edit the details. For editing the details click on back button as shown

Refund of Failed Transactions

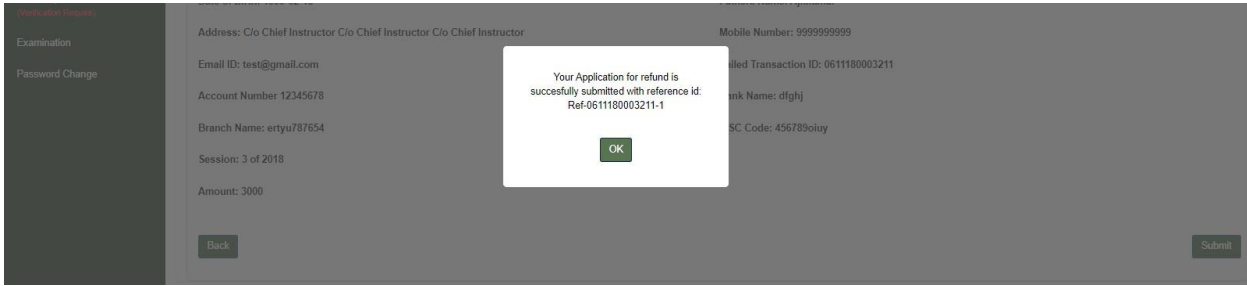
Computer Number: E:XXXXXXXXX Candidate Name: Dummy
 Date of Birth: 01.01.1999 Fathers Name: Dummy
 Address: Dummy Dummy Mobile Number: 9999999999
 Email ID: test@gmail.com Failed Transaction ID: 0611180003211
 Account Number: 123456 Bank Name: HDFC Bank
 Branch Name: Cannaught Place IFSC Code: HDF1234
 Session: 3 of 2018
 Amount: 3000

[Back](#) [Submit](#)

Developed and Maintained By NIELIT

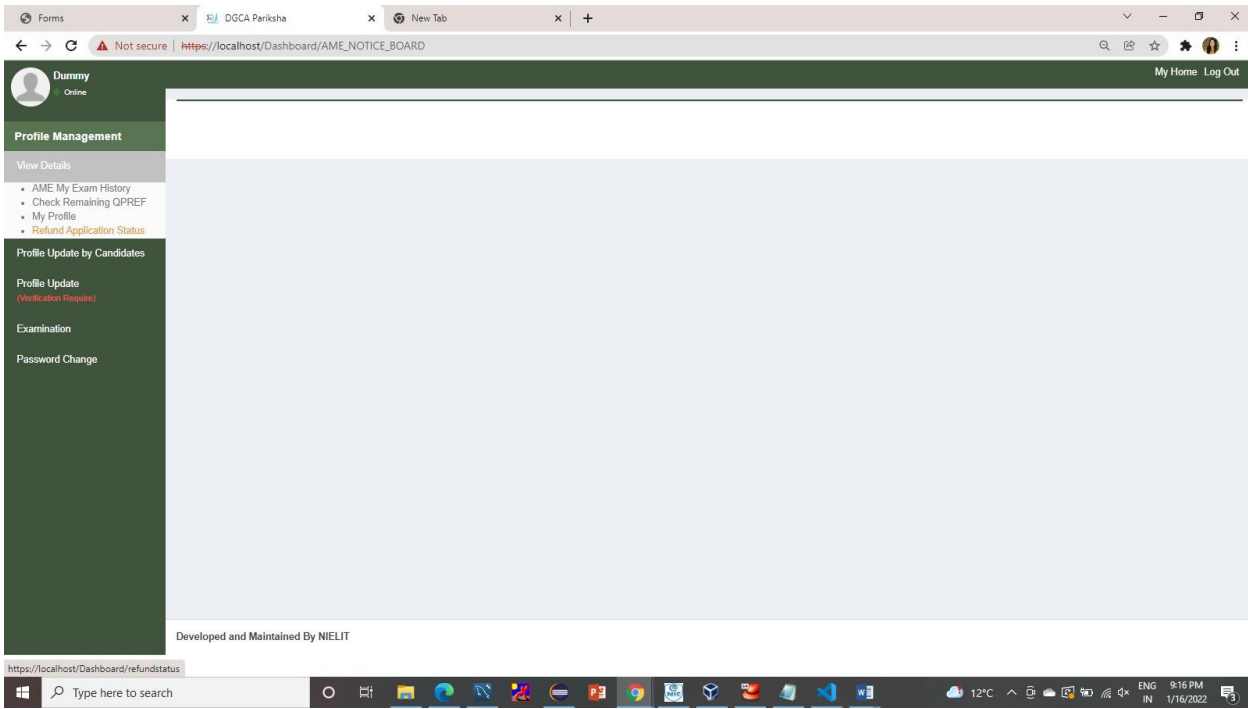
Step 7: If Back button clicked then details can be edited as shown in figure below

Step 8: If all details are correct, proceed further with Submit button and a ref id will be generated as shown in figure below.

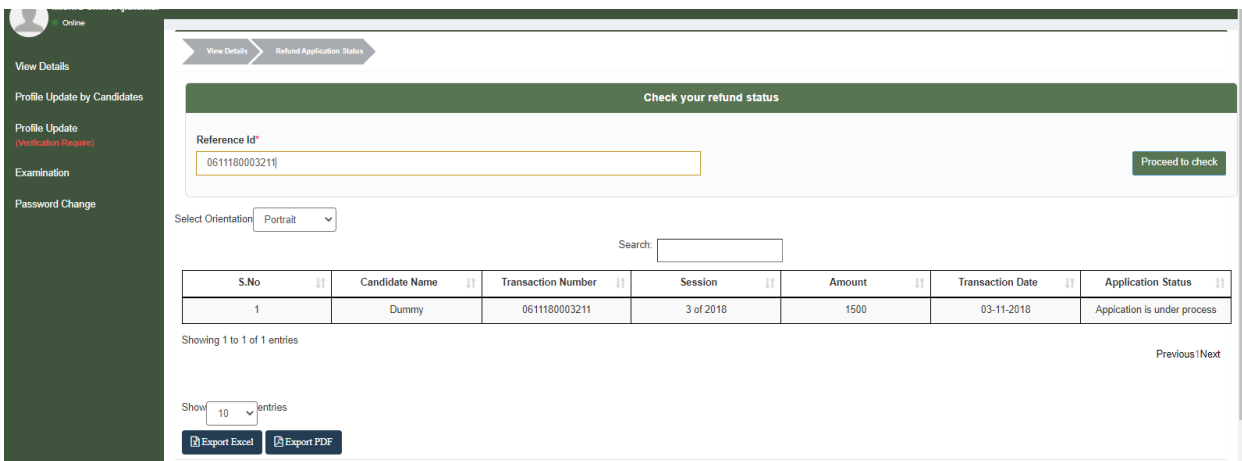


To check application status

Step1: Go to View Details-> Refund Application status.



Step2: Enter Your Reference ID and click on Proceed to check button as shown in figure below.



Step3: Your application status will be displayed as shown in figure above.

ANNEXURE-I

**Detailsof CAR-66 Modular Examination
Papers**

Sl. No	Module No	QPREF allotted by CEO	Question Paper Reference Number (QPREF) Description	Applicable Category	No of Multiple Choice Questions	Time Allowed (Minutes)
1	3	0300	Electrical Fundamentals	A	20	25
2	3	0310	Electrical Fundamentals	B1& B2	52	65
3	3	0340	Electrical Fundamentals	B3	24	30
4	4	0400	Electronic Fundamentals	B1	20	25
5	4	0410	Electronic Fundamentals	B2	40	50
6	4	0440	Electronic Fundamentals	B3	8	10
7	5	0500	Digital Techniques Electronic Instruments Systems	A	16	20
8	5	0510	Digital Techniques Electronic Instruments Systems	B1.1&B1.3	40	50
9	5	0520	Digital Techniques Electronic Instruments Systems	B1.2&B1.4	20	25
10	5	0530	Digital Techniques Electronic Instruments Systems	B2	72	90
11	5	0540	Digital Techniques Electronic Instruments Systems	B3	16	20
12	6	0600	Materials And Hardware	A	52	65
13	6	0610	Materials And Hardware	B1	72	90
14	6	0620	Materials And Hardware	B2	60	75
15	6	0640	Materials And Hardware	B3	60	75
16	7A	0700	Maintenance Practices	A	72	90
17	7A	0710	Maintenance Practices	B1	80	100
18	7A	0720	Maintenance Practices	B2	60	75
19	7B	0740	Maintenance Practices	B3	60	75
20	8	0800	Basic Aerodynamics	A	20	25
21	8	0810	Basic Aerodynamics	B1& B2	20	25
22	8	0840	Basic Aerodynamics	B3	20	25
23	9A	0900	Human Factors	A	20	25
24	9A	0910	Human Factors	B1& B2	20	25
25	9B	0940	Human Factors	B3	16	20
26	10	1000	Aviation Legislation	A	32	40
27	10	1010	Aviation Legislation	B1& B2	40	50
28	10	1040	Aviation Legislation	B3	32	40
29	11A	1100	Turbine Aeroplane Aerodynamics, Structures And Systems	A1	108	135
30	11A	1101	Turbine Aeroplane Aerodynamics, Structures And Systems (For OLD BAMEL candidates required to PASS)	A1	32	40
31	11B	1110	Piston Aeroplane Aerodynamics, Structures And Systems	A2	72	90
32	11B	1111	Piston Aeroplane Aerodynamics, Structures And Systems (For OLD BAMEL candidates required to PASS)	A2	20	25

Contd: (Annexure-I)

Details of CAR-66 Modular Examination Papers

Sl. No	Module No	QPREF allotted by CEO	Question Paper Reference Number (QPREF) Description	Applicable Category	No of Multiple Choice Questions	Time Allowed (Minutes)
33	11A	1120	Turbine Aeroplane Aerodynamics, Structures And Systems	B1.1	140	175
34	11A	1121	Turbine Aeroplane Aerodynamics, Structures And Systems (For REMOVAL OF Limitation 3 & 6)	B1.1	40	50
35	11B	1130	Piston Aeroplane Aerodynamics, Structures And Systems	B1.2	100	125
36	11B	1131	Piston Aeroplane Aerodynamics, Structures And Systems (For REMOVAL OF Limitation 3 & 6)	B1.2	20	25
37	11C	1140	Piston Aeroplane Aerodynamics, Structures And Systems	B3	60	75
38	11C	1141	Piston Aeroplane Aerodynamics, Structures and Systems (for the candidate passed paper 1,2,LA, CP)	B3	20	25
39	12	1200	Helicopters Aerodynamics, Structures And Systems	A3&A4	100	125
40	12	1201	Helicopters Aerodynamics, Structures And Systems (For OLD BAMEL candidates required to PASS)	A3&A4	32	40
41	12	1210	Helicopters Aerodynamics, Structures And Systems	B1.3&B1.4	128	160
42	12	1211	Helicopters Aerodynamics, Structures And Systems (For REMOVAL OF Limitation 3 & 6)	B1.3&B1.4	40	50
43	13	1300	Aircraft Aerodynamics, Structures and Systems	B2	180	225
44	13	1301	Aircraft Aerodynamics, Structures and Systems (For REMOVAL OF Limitation 3)	B2	52	65
45	13	1302	Aircraft Aerodynamics, Structures and Systems (For REMOVAL OF Limitation 4)	B2	52	65
46	13	1303	Aircraft Aerodynamics, Structures and Systems (For REMOVAL OF Limitation 5)	B2	52	65
47	14	1400	Propulsion-	B2	24	30
48	15	1500	Gas Turbine Engine	A1&A3	60	75
49	15	1510	Gas Turbine Engine	B1.1&B1.3	92	115
50	16	1600	Piston Engine	A2&A4	52	65
51	16	1610	Piston Engine	B1.2&B1.4	72	90
52	16	1640	Piston Engine	B3	68	85
53	17A	1700	Propeller	A1&A2	20	25
54	17A	1710	Propeller	B1.1&B1.2	32	40
55	17B	1740	Propeller	B3	28	35

Main Module Paper
Part Module Paper

NOTE:-Part Module papers are **ONLY APPLICABLE** for candidate having BAMEEC/ BAMEL/ LICENCE.

---XXX---

ANNEXURE-II

MATRIX FOR LIMITATION REMOVAL PAPERS FOR CATEGORY- B LICENSE HOLDER

S.N	PRE-CAR 66 License	CAR-66 LICENSE	Limitation code	Limitations Description	Module OR Sub Module (chapters) to be PASSED	QPREF to be passed
1	CAT "A" & "C" (HEAVY AIRCRAFT & JET ENGINE AEROPLANE)	B1.1	3	EXCLUDING ELECTRICAL POWER GENERATION & DISTRIBUTION SYSTEMS.	4 (ALL) 11.5,11.6,11.14 11.19,11.20 & 11.21 OF 11A	0400 1121
			7	EXCLUDING AVIONIC LINE REPLACEABLE UNITS	5 (ALL)	0510
2	CAT "A" & "C" (LIGHT AIRCRAFT & JET ENGINE- AEROPLANE)	B1.1	1	EXCULDING AIRFRAME ON AIRCRAFT ABOVE 5700 KG	11A (ALL)	1120
			6	EXCLUDING ELECTRCIAL POWER GENERATION & DISTRUBUTION SYSTEM ON AIRRAFT ABOVE 5700 KG	4 (ALL)	0400
					11.5,11.6,11.14 11.19,11.20 & 11.21 OF 11A	1121
8	EXCLUDING AVIONIC LINE REPLACEABLE UNITS ON AIRCRAFT ABOVE 5700 KG	5 (ALL)	0510			
3	CAT "A" (HEAVY AIRCRAFT AEROPLANE)	B1.1	2	EXCLUDING ENGINE.	15 (ALL)	1510
					17 (ALL)	1710
			3	EXCLUDING ELECTRICAL POWER GENERATION & DISTRIBUTION SYSTEMS	4 (ALL)	0400
					11.5,11.6,11.14 11.19,11.20 & 11.21 OF 11A	1121
7	EXCLUDING AVIONIC LINE REPLACEABLE UNITS	5 (ALL)	0510			
4	CAT "C" (JET ENGINE AEROPLANE)	B1.1	1	EXCLUDING AIRFRAME	11A (ALL)	1120
			3	EXCLUDING ELECTRICAL POWER GENERATION & DISTRIBUTION SYSTEM	4 (ALL)	0400
					11.5,11.6,11.14 11.19,11.20 & 11.21 OF 11A	1121
7	EXCLUDING AVIONIC LINE REPLACEABLE UNITS	5 (ALL)	0510			
5	CAT "A" & "C" (LIGHT AIRCRAFT & PISTON ENGINE AEROPLANE)	B1.2	6	EXCLUDING ELECTRICAL POWER GENERATION & DISTRIBUTION SYSTEMS ON AIRCRAFT ABOVE 5700KG	4 (ALL)	0400
					11.5,11.6 & 11.14 OF 11B	1131
			8	EXCLUDING AVIONIC LINE REPLACEABLE UNITS ON SIRCRAFT ABOVE 5700KG	5 (ALL)	0520

MATRIX FOR LIMITATION REMOVAL PAPERS FOR CATEGORY- B LICENSE HOLDER

S.N	PRE-CAR 66 License	CAR-66 LICENSE	Limitation code	Limitations Description	Module OR Sub Module (chapters) to be PASSED	QPREF to be passed		
6	CAT „A“ (LIGHT AIRCRAFT AEROPLANE)	B1.2	2	EXCLUDING ENGINE	16 (ALL),	1610		
					17 (ALL)	1710		
			6	EXCLUDING ELECTRICAL POWER GENERATION & DISTRIBUTION SYSTEMS ON AIRCRAFT ABOVE 5700 KG	4 (ALL)	0400		
					11.5, 11.6 & 11.14 OF 11B	1131		
8	EXCLUDING AVIONIC LINE REPLACEABLE UNITS ON AIRCRAFT ABOVE 5700 KG	5 (ALL)	0520					
7	CAT „C“ (PISTON ENGINE AEROPLANE)	B1.2	1	EXCLUDING AIRFRAME	11B (ALL)	1130		
					3	EXCLUDING ELECTRICAL POWER GENERATION & DISTRIBUTION SYSTEM	4 (ALL)	0400
							11.5, 11.6 & 11.14 OF 11B	1131
7	EXCLUDING AVIONIC LINE REPLACEABLE UNITS	5 (ALL)	0520					
8	CAT „A“ & „C“ (HELICOPTER & JET ENGINE)	B1.3	6	EXCLUDING ELECTRICAL POWER GENERATION & DISTRIBUTION SYSTEMS ON AIRCRAFT ABOVE 5700 KG	4 (ALL),	0400		
					12.7,12.8,12.15,12.17.1 2.18 & 12.19 OF 12	1211		
8	EXCLUDING AVIONIC LINE REPLACEABLE UNITS ON AIRCRAFT ABOVE 5700 KG	5 (ALL)	0510					
9	CAT „A“ (HELICOPTER)	B1.3	2	EXCLUDING ENGINE	15 (ALL)	1510		
					6	EXCLUDING ELECTRICAL POWER GENERATION & DISTRIBUTION SYSTEMS ON AIRCRAFT ABOVE 5700 KG	4 (ALL)	0400
							12.7,12.8,12.15,12.17.1 2.18 & 12.19 OF 12	1211
8	EXCLUDING AVIONIC LINE REPLACEABLE UNITS ON AIRCRAFT ABOVE 5700 KG	5 (ALL)	0510					
10	CAT „C“ (JET ENGINE HELICOPTER)	B1.3	3	EXCLUDING AIRFRAME				
					3	EXCLUDING ELECTRICAL POWER GENERATION & DISTRIBUTION SYSTEM	4 (ALL)	0400
							12.7,12.8,12.15,12.17.1 2.18 & 12.19 OF 12	1211
7	EXCLUDING AVIONIC LINE REPLACEABLE UNITS	5 (ALL)	0510					

Contd:

MATRIX FOR LIMITATION REMOVAL PAPERS FOR CATEGORY-B LICENSE HOLDER

S.N	PRE-CAR 66 License	CAR-66 LICENSE	Limitation code	Limitations Description	Module OR Sub Module (chapters) to be PASSED	QPREF to be passed
11	CAT „A & C“ (HELICOPTER & PISTON ENGINE)	B1.4	6	EXCLUDING ELECTRICAL POWER GENERATION & DISTRIBUTION SYSTEMS ON AIRCRAFT ABOVE 5700 KG	4 (ALL) 12.7,12.8,12.15,12.17.1 2.18 & 12.19 OF 12	0400 1211
			8	EXCLUDING AVIONIC LINE REPLACEABLE UNITS ON AIRCRAFT ABOVE 5700 KG	5 (ALL)	0520
			2	EXCLUDING ENGINE	16 (ALL)	1610
12	CAT „A“ (HELICOPTER)	B1.4	6	EXCLUDING ELECTRICAL POWER GENERATION & DISTRIBUTION SYSTEMS ON AIRCRAFT ABOVE 5700 KG	4 (ALL) 12.7,12.8,12.15,12.17.1 2.18 & 12.19 OF 12	0400 1211
			8	EXCLUDING AVIONIC LINE REPLACEABLE UNITS ON AIRCRAFT ABOVE 5700 KG	5 (ALL)	0520
			1	EXCLUDING AIRFRAME	12 (ALL)	1210
13	CAT „C“ (PISTON ENGINE HELICOPTER)	B1.4	3	EXCLUDING ELECTRICAL POWER GENERATION & DISTRIBUTION SYSTEMS	4(ALL), 12.7,12.8,12.15,12.17.1 2.18 & 12.19 OF 12	0400 1211
			7	EXCLUDING AVIONIC LINE REPLACEABLE UNITS.	5 (ALL)	0520
			4	EXCLUDING INSTRUMENT SYSTEM, INS/IRS AND FLIGHT DIRECTORS SYSTEMS, AUTO PILOT SYSTEM ON AEROPLANES/HELICOPTERS, AUTOMATIC LANDING AND AUTO THROTTLE SYSTEMS PM AEROPLANES.	13.3,13.7, & 13.8 OF 13	1302
14	CAT “E” (ELECTRICAL)	B2	5	EXCLUDING RADIO COMMUNICATION NAVIGATION AND RADAR SYSTEMS.	13.4, &13.6 OF 13	1303
			3	EXCLUDING ELECTRICAL POWER GENERATION & DISTRIBUTION SYSTEMS	13.5 &13.9 OF 13	1301
15	CAT “I” (INSTRUMENT)	B2	5	EXCLUDING RADIO COMMUNICATION NAVIGATION AND RADAR SYSTEMS.	13.4 &13.6 OF 13	1303
			3	EXCLUDING ELECTRICAL POWER GENERATION & DISTRIBUTION SYSTEMS	13.5 &13.9 OF 13	1301

Contd:

MATRIX FOR LIMITATION REMOVAL PAPERS FOR CATEGORY- B LICENSE HOLDER

S.N	PRE-CAR 66 License	CAR-66 LICENSE	Limitation code	Limitations Description	Module OR Sub Module (chapters) to be PASSED	QPREF to be passed
16	CAT "R" (RADIO NAVIGATION)	B2	3	EXCLUDING ELECTRICAL POWER GENERATION & DISTRIBUTION SYSTEMS	13.5 &13.9 OF 13	1301
			4	EXCLUDING INSTRUMENT SYSTEM, INS/IRS AND FLIGHT DIRECTORS SYSTEMS, AUTO PILOT SYSTEM ON AEROPLANES/HELICOPTERS, AUTOMATIC LANDING AND AUTO THROTTLE SYSTEMS PM AEROPLANES.	13.3,13.7&13.8 OF 13	1302
					14 (ALL)	1400
17	CAT "E & I" (ELE CTRICAL & INSTRUMENT)	B2	5	EXCLUDING RADIO COMMUNICATION NAVIGATION AND RADAR SYSTEMS.	13.4 & 13.6 OF 13	1303
18	CAT "E & R" (ELE CTRICAL & RADIO NAVIGATION)	B2	4	EXCLUDING INSTRUMENT SYSTEM, INS/IRS AND FLIGHT DIRECTORS SYSTEMS, AUTO PILOT SYSTEM ON AEROPLANES/HELICOPTERS, AUTOMATIC LANDING AND AUTO THROTTLE SYSTEMS PM AEROPLANES.	13.3, 13.7 &13.8 OF 13	1302
					14 (ALL)	1400
19	CAT "I & R" (INSTRUMENT & RADIO NAVIGATION)	B2	3	EXCLUDING ELECTRICAL POWER GENERATION & DISTRIBUTION SYSTEMS	13.5 &13.9 OF 13	1301

---XXX---

ANNEXURE-III

MATRIX FOR BAMEL/BAMEEC HOLDERS TO ACQUIRE CATEGORY-A LICENSE

S.N	PRE-CAR 66 BAMEL/BAMEEC	LICENSE Category	Module OR Sub Module (chapters) to be PASSED	QPREF to be passed
1	HEAVY AIRCRAFT & JET ENGINE AEROPLANE	A1	11.5,11.6,11.14,11.19, 11.20, & 11.21 OF 11A	1101
			5 (ALL)	0500
2	LIGHT AIRCRAFT & JET ENGINE- AEROPLANE	A1	11A (ALL)	1100
			5 (ALL)	0500
3	HEAVY AIRCRAFT AEROPLANE	A1	15 (ALL)	1500
			17 (ALL)	1700
			11.5,11.6,11.14,11.19, 11.20, & 11.21 OF 11A	1101
			5 (ALL)	0500
4	JET ENGINE AEROPLANE	A1	11A (ALL)	1100
			5 (ALL)	0500
5	LIGHT AIRCRAFT & PISTON ENGINE AEROPLANE	A2	11.5,11.6 & 11.14 OF 11B	1111
			5 (ALL)	0500
6	LIGHT AIRCRAFT AEROPLANE	A2	11.5,11.6 & 11.14 OF 11B	1111
			16 (ALL),	1600
			17 (ALL)	1700
			5 (ALL)	0500
7	PISTON ENGINE AEROPLANE	A2	11B (ALL)	1110
			5 (ALL)	0500
8	ROTARY AIRCRAFT & JET ENGINE	A3	12.7, 12.8,12.15,12.17, 12.15 & 12.18 OF 12	1201
			5 (ALL)	0500
9	ROTARY AIRCRAFT	A3	15 (ALL)	1500
			12.7, 12.8 12.17,12.18 12.15 & 12.19 OF 12	1201
			5 (ALL)	0500
			12 (ALL)	1200
10	JET ENGINE ROTARY AIRCRAFT	A3	12 (ALL)	1200
			5 (ALL)	0500

Contd:

MATRIX FOR BAMEL/BAMEEC HOLDERS TO ACQUIRE CATEGORY-A LICENSE

S.N	PRE-CAR 66 BAMEL/BAMEEC	LICENSE Category	Module OR Sub Module (chapters) to be PASSED	QPREF to be passed
11	ROTARY AIRCRAFT & PISTON ENGINE	A4	12.7, 12.8 12.17,12.18 12.15 & 12.19 OF 12	1201
			5 (ALL)	0500
12	ROTARY AIRCRAFT	A4	16 (ALL)	1600
			12.7, 12.8 12.17,12.18 12.15 & 12.19 OF 12	1201
			5 (ALL)	0500
13	PISTON ENGINE ROTARY AIRCRAFT	A4	12 (ALL)	1200
			5 (ALL)	0500

---XXX---

ANNEXURE-IV

**MATRIX FOR PAPERS TO BE PASSED TO ACQUIRE CATEGORY- B LICENSE
FOR BAMEL/BAMEEC HOLDERS**

S.N	BAMEL/BAMEEC	CAR-66 LICENSE	Module OR Sub Module (chapters) to be PASSED	QPREF to be passed
1	HEAVY AIRCRAFT & JET ENGINE	B1.1	4 (ALL)	0400
			11.5,11.6,11.14 11.19,11.20 & 11.21 OF 11A	1121
			5 (ALL)	0510
2	LIGHT AIRCRAFT & JET ENGINE	B1.1	11A (ALL)	1120
			4 (ALL)	0400
			5 (ALL)	0510
3	HEAVY AIRCRAFT	B1.1	15 (ALL)	1510
			17 (ALL)	1710
			4 (ALL)	0400
			11.5,11.6,11.14 11.19,11.20 & 11.21 OF 11A	1121
			5 (ALL)	0510
4	JET ENGINE	B1.1	11A (ALL)	1120
			4 (ALL)	0400
			5 (ALL)	0510
5	LIGHT AIRCRAFT & PISTON ENGINE	B1.2	4 (ALL)	0400
			11.5,11.6 & 11.14 OF 11B	1131
			5 (ALL)	0520
6	LIGHT AIRCRAFT	B1.2	16 (ALL),	1610
			17 (ALL)	1710
			4 (ALL)	0400
			11.5, 11.6 & 11.14 OF 11B	1131
			5 (ALL)	0520
7	PISTON ENGINE	B1.2	11B (ALL)	1130
			4 (ALL)	0400
			5 (ALL)	0520
8	ROTARY AIRCRAFT & JET ENGINE	B1.3	4 (ALL),	0400
			12.7,12.8,12.15,12.17.12.18 & 12.19 OF 12	1211
			5 (ALL)	0510

**MATRIX FOR PAPERS TO BE PASSED TO ACQUIRE CATEGORY- B LICENSE
FOR BAMEL/BAMEEC HOLDERS**

S.N	BAMEL/BAMEEC	CAR-66 LICENSE	Module OR Sub Module (chapters) to be PASSED	QPREF to be passed
9	ROTARY AIRCRAFT	B1.3	15 (ALL)	1510
			4 (ALL)	0400
			12.7,12.8,12.15,12.17.12.18 & 12.19 OF 12	1211
			5 (ALL)	0510
10	JET ENGINE	B1.3	12 (ALL)	1210
			4 (ALL)	0400
			5 (ALL)	0510
11	ROTARY AIRCRAFT & PISTON ENGINE	B1.4	4 (ALL)	0400
			12.7,12.8,12.15,12.17.12.18 & 12.19 OF 12	1211
			5 (ALL)	0520
12	ROTARY AIRCRAFT	B1.4	16 (ALL)	1610
			4 (ALL)	0400
			12.7,12.8,12.15,12.17.12.18 & 12.19 OF 12	1211
			5 (ALL)	0520
13	PISTON ENGINE	B1.4	12 (ALL)	1210
			4(ALL),	0400
			5 (ALL)	0520
14	ELECTRICAL SYSTEM	B2	13.3,13.7, & 13.8 OF 13	1302
			14 (ALL)	1400
			13.4, &13.6 OF 13	1303
15	INSTRUMENT SYSTEM	B2	13.5 &13.9 OF 13	1301
			13.4 &13.6 OF 13	1303
16	RADIO NAVIGATION SYSTEM	B2	13.5 &13.9 OF 13	1301
			13.3,13.7&13.8 OF 13	1302
			14 (ALL)	1400
17	ELE CTRICAL & INSTRUMENT SYSTEM	B2	13.4 & 13.6 OF 13	1303
18	ELE CTRICAL & RADIO NAVIGATION SYSTEM	B2	13.3, 13.7 &13.8 OF 13	1302
			14 (ALL)	1400
19	INSTRUMENT & RADIO NAVIGATION SYSTEM	B2	13.5 &13.9 OF 13	1301

**MATRIX FOR PAPERS TO BE PASSED TO ACQUIRE CATEGORY- B3 LICENSE
FOR BAMEL / BAMEEC HOLDERS**

S.N	BAMEL/BAMEEC	CAR-66 LICENSE	Module OR Sub Module (chapters) to be PASSED	QPREF
1	LIGHT AIRCRAFT AND PISTON ENGINE	B3	4(ALL)	0440
			11.5, 11.6 & 11.14 OF 11C	1141
			5 (ALL)	0540
2	LIGHT AIRCRAFT	B3	16 (ALL)	1640
			17 (ALL)	1740
			4 (ALL)	0440
			11.5, 11.6 & 11.14 OF 11C	1141
			5 (ALL)	0540
3	PISTON ENGINE	B3	11C (ALL)	1140
			4 (ALL)	0440
			5 (ALL)	0540

ANNEXURE-V

MATRIX FOR STREAM CHANGE

FOR B2 LICENSE/ BAMEL/ BAMEEC/ (Passed P1+P2+ES+IS+RN) HOLDERS

S.N	HOLDING LICENSE/ Passed 1+2 & all Avionics CATs	CAR-66 LICENSE TO BE APPLIED	SUBJECTS TO BE PASSED	Module OR Sub Module (chapters) to be PASSED	QPREF to be passed
1	B2/ (ES+IS+RN)	A1	Airframe on Aircraft Above 5700 Kg.	11A (All)	1100
			Engine	15 (All)	1500
				17A (All)	1700
2	B2/ (ES+IS+RN)	A2	Airframe on Aircraft Above 5700 Kg.	11B (All)	1110
			Engine	16 (All)	1600
				17A (All)	1700
3	B2/ (ES+IS+RN)	A3	Airframe on Aircraft Above 5700 Kg.	12 (All)	1200
			Engine	15 (All)	1500
4	B2/ (ES+IS+RN)	A4	Airframe on Aircraft Above 5700 Kg.	12 (All)	1200
			Engine	16 (All)	1600
5	B2/ (ES+IS+RN)	B1.1	Airframe on Aircraft Above 5700 Kg.	11A (All)	1120
			Engine	15 (All)	1510
				17A (All)	1710
6	B2/ (ES+IS+RN)	B1.2	Airframe on Aircraft Above 5700 Kg.	11B (All)	1130
			Engine	16 (All)	1610
				17A (All)	1710
7	B2/ (ES+IS+RN)	B1.3	Airframe on Aircraft Above 5700 Kg.	12 (All)	1210
			Engine	15 (All)	1510
8	B2/ (ES+IS+RN)	B1.4	Airframe on Aircraft Above 5700 Kg.	12 (All)	1210
			Engine	16 (All)	1610

Annexure -VI

QPREF for Type Examination

S.No.	CAT	QPREF	Aircraft
1.	B1.1	211001	Cessna 208 Series (PWC PT6)
2.		211021	Pilatus PC-6 Series (PWC PT6)
3.		211022	Pilatus PC-6 Series (Turbomeca Astazou)
4.		211023	Pilatus PC-6 Series (Honeywell TPE 331))
5.		211041	Quest Kodiak 100 (PWC PT6)
6.	B1.2	312001	Pilper PA-60/61 Series (Lycoming)
7.		312021	Cessna 310/320 Series (Continental)
8.		312022	Cessna 336 (Continental)
9.		312023	Cessna 421 (Continental)
10.		312024	Cessna T303 (Continental)
11.		312025	Beech 55 Series (Continental)
12.		312026	Beech 58 Series (Continental)
13.		312027	Beech 58P Series (Continental)
14.		312028	Beech 65-80 Series (Lycoming)
15.		312029	Beech 76 (Lycoming)
16.		312030	Beech 95 Series (Lycoming)
17.		312041	Piper PA-30 Series (Lycoming)
18.		312042	Piper PA-31 Series (Lycoming)
19.		312043	Piper PA 31P (Lycoming)
20.		312044	Piper PA-34 Series (Lycoming)
21.		312045	Piper PA-34 Series (Continental)
22.		312061	Vulcanair P. 68 Series (Lycoming)
23.		312081	Cessna/Reims-Cessna 150/F150 Series (Continental)
24.		312079	Cessna/Reims-Cessna 152/F152 Series (Lycoming)
25.		312083	Cessna/Reims-Cessna 172/F172 Series (Lycoming)
26.		312084	Cessna/Reims-Cessna 172/F172 Series (Continental)
27.		312085	Cessna 172 Series (Thielert)
28.		312086	Cessna 175 Series (Continental)
29.		312087	Cessna 177 Series (Lycoming)
30.		312088	Cessna 180 Series (Continental)
31.		312089	Cessna/Reims-Cessna 182/F182 Series (Lycoming)
32.		312090	Cessna/Reims-Cessna 182/F182 Series (Continental)
33.		312091	Cessna/Reims-Cessna 182/F182 Series (SMA)
34.		312092	Cessna 185 Series (Continental)
35.		312093	Cessna 206 Series (Continental)
36.		312094	Cessna 206 Series (Lycoming)
37.		312101	Beech 35 Series (Continental)
38.		312102	Beech 36 Series (Continental)
39.		312121	Piper PA-25 Series (Lycoming)
40.		312141	Pilatus PC-6 Series (Lycoming)
41.		312161	Piper PA-23 Aztec (Lycoming)
42.		312162	Piper PA-24 Series (Lycoming)
43.		312163	Piper PA-28 Series (Lycoming)
44.		312164	Piper PA-28 Series (Continental)
45.		312165	Piper PA-28 Series (Thielert)
46.		312166	Piper PA-32 Series (Lycoming)
47.		312167	Piper PA-36 Series (Lycoming)
48.		312168	Piper PA-36 Series (Continental)

49.		312181	Aviat Husky A (Lycoming)
50.		312201	Diamond Da 42 Series (Thielert)
51.		312202	Diamond Da 42 Series (Austro Engine)
52.		312203	Diamond DA 42 Series (Lycoming)
53.		312221	Cirrus SR20 (Continental)
54.		312222	Cirrus SR22 Series (Continental)
55.		312241	Diamond DA-40 (Lycoming)
56.		312242	Diamond DA40 D (Thielert)
57.		312243	Diamond DA 40 (Austro Engine)
58.		312251	SOCATA TB Series (Lycoming)
59.		312261	Hansa 3 (Rotax)
60.		312281	SKYCAR (Lycoming)
61.		312291	Maule M7 Series (Lycoming)
62.		312292	PIPER PA-18-150 SUPER CUB (Lycoming)
63.		312301	Tecnam P2006T(Rotax)
64.		312302	Tecnam P92 (Rotax)
65.		312303	Tecnam P2008 (Rotax)
66.		312304	Tecnam P2010 (Lycoming))
67.		312321	Zenair CH2000 (Lycoming)
68.		312341	Zlin Z-242 L (Lycoming)
69.		312342	Zlin Z-143 L (Lycoming)
70.		312331	Thorp T-211 (Continental)
71.		312002	Champion 8 series (Lycoming)
72.	B1.3	213001	Agusta A119/Agusta AW119 MKII (PWC PT6)
73.		213021	Bell 407 (RR Corp 250)
74.		213041	Agusta AB206/Bell 206 (RR Corp 250)
75.		213061	Enstrom 480 (RR Corp 250)
76.		213081	Eurocopter AS 350 (TurbomecaArriel 1)
77.		213082	Eurocopter AS 350 (TurbomecaArriel 2)
78.	213083	Eurocopter AS 350 (Lycoming LTS 101)	
79.	213084	Eurocopter EC 120 (TurbomecaArrius 2F)	
80.	213085	Eurocopter EC 130 (TurbomecaArriel 2)	
81.	213086	Eurocopter SA 315B (TurbomecaArtouste)	
82.	213087	Eurocopter SA 316B (TurbomecaArtouste)	
83.		213031	Bell 505 (Safran Arrius 2R)
84.		213088	MD Helicopters 500N N/AMD500N (RR Corp 250)
85.		213089	Schweizer 269D (RR Corps 250)
86.		213062	Robinson R66 Series (RR CORPS 250)
87.	B1.4	214001	Enstrom F-28 (Lycoming)
88.		214090	Schweizer 269/300 (Lycoming)
89.		214061	Robinson R22/R44 Series (Lycoming)
90.	B3	303026	Beech 58 Series (Continental)
91.		303027	Beech 58P Series (Continental)
92.		303044	Piper PA-34 Series (Lycoming)
93.		303045	Piper PA-34 Series (Continental)
94.		303079	Cessna/Reims-Cessna 152/F152 Series (Lycoming)
95.		303083	Cessna/Reims-Cessna 172/F172 Series (Lycoming)
96.		303085	Cessna 172 Series (Thielert)
97.		303089	Cessna/Reims-Cessna 182/F182 Series (Lycoming)
98.		303094	Cessna 206 series (Lycoming)
99.		303201	Diamond DA 42 Series (Thielert)
100.		303202	Diamond DA 42 Series (Austro Engine)
101.		303203	Diamond DA 42 Series (Lycoming)
102.		303241	Diamond DA-40 (Lycoming)
103.		303242	Diamond DA40 D (Thielert)
104.		303243	Diamond DA 40 Series (Austro Engine)
105.		303301	Tecnam P2006T(Rotax)
106.		303303	Tecnam P2008 (Rotax)
107.		303342	Zlin Z-143 L (Lycoming)

--	--	--	--

S.No.	CAT	QPREF	Aircraft
1.	B2	202001	Cessna 208 Series (PWC PT6)
2.		202021	Pilatus PC-6 Series (PWC PT6)
3.		202022	Pilatus PC-6 Series (Turbomeca Astazou)
4.		202023	Pilatus PC-6 Series (Honeywell TPE 331))
5.		202041	Quest Kodiak 100 (PWC PT6)
6.		302001	Pilper PA-60/61 Series (Lycoming)
7.		302021	Cessna 310/320 Series (Continental)
8.		302022	Cessna 336 (Continental)
9.		302023	Cessna 421 (Continental)
10.		302024	Cessna T303 (Continental)
11.		302025	Beech 55 Series (Continental)
12.		302026	Beech 58 Series (Continental)
13.		302027	Beech 58P Series (Continental)
14.		302028	Beech 65-80 Series (Lycoming)
15.		302029	Beech 76 (Lycoming)
16.		302030	Beech 95 Series (Lycoming)
17.		302041	Piper PA-30 Series (Lycoming)
18.		302042	Piper PA-31 Series (Lycoming)
19.		302043	Piper PA 31P (Lycoming)
20.		302044	Piper PA-34 Series (Lycoming)
21.		302045	Piper PA-34 Series (Continental)
22.		302061	Vulcanair P. 68 Series (Lycoming)
23.		302081	Cessna/Reims-Cessna 150/F150 Series (Continental)
24.		302082	Cessna/Reims-Cessna 152/F152 Series (Lycoming)
25.		302083	Cessna/Reims-Cessna 172/F172 Series (Lycoming)
26.		302084	Cessna/Reims-Cessna 172/F172 Series (Continental)
27.		302085	Cessna 172 Series (Thielert)
28.		302086	Cessna 175 Series (Continental)
29.		302087	Cessna 177 Series (Lycoming)
30.		302088	Cessna 180 Series (Continental)
31.		302089	Cessna/Reims-Cessna 182/F182 Series (Lycoming)
32.		302090	Cessna/Reims-Cessna 182/F182 Series (Continental)
33.		302091	Cessna/Reims-Cessna 182/F182 Series (SMA)
34.		302092	Cessna 185 Series (Continental)
35.		302093	Cessna 206 Series (Continental)
36.		302094	Cessna 206 Series (Lycoming)
37.		302101	Beech 35 Series (Continental)
38.		302102	Beech 36 Series (Continental)
39.		302121	Piper PA-25 Series (Lycoming)
40.		302141	Pilatus PC-6 Series (Lycoming)
41.		302161	Piper PA-23 Aztec (Lycoming)
42.		302162	Piper PA-24 Series (Lycoming)
43.		302163	Piper PA-28 Series (Lycoming)
44.		302164	Piper PA-28 Series (Continental)
45.		302165	Piper PA-28 Series (Thielert)
46.		302166	Piper PA-32 Series (Lycoming)
47.		302167	Piper PA-36 Series (Lycoming)
48.		302168	Piper PA-36 Series (Continental)
49.		302181	Aviat Husky A (Lycoming)
50.		302201	Diamond Da 42 Series (Thielert)
51.		302202	Diamond Da 42 Series (Austro Engine)
52.		302203	Diamond DA 42 Series (Lycoming)
53.		302221	Cirrus SR20 (Continental)
54.		302222	Cirrus SR22 Series (Continental)
55.		302241	Diamond DA-40 (Lycoming)
56.		302242	Diamond DA40 D (Thielert)

57.		302243	Diamond DA 40 (Austro Engine)
58.		302251	SOCATA TB Series (Lycoming)
59.		302261	Hansa 3 (Rotax)
60.		302281	SKYCAR (Lycoming)
61.		302291	Maule M7 Series (Lycoming)
62.		302292	PIPER PA-18-150 SUPER CUB (Lycoming)
63.		302301	Tecnam P2006T(Rotax)
64.		302302	Tecnam P92 (Rotax)
65.		302303	Tecnam P2008 (Rotax)
66.		302304	Tecnam P2010 (Lycoming))
67.		302321	Zenair CH2000 (Lycoming)
68.		302341	Zlin Z-242 L (Lycoming)
69.		302342	Zlin Z-143 L (Lycoming)
70.		202010	Agusta A119/Agusta AW119 MKII (PWC PT6)
71.		202020	Bell 407 (RR Crop 250)
72.		202040	Agusta AB206/Bell 206 (RR Crop 250)
73.		202060	Enstrom 480 (RR Crop 250)
74.		202081	Eurocopter AS 350 (TurbomecaArriel 1)
75.		202082	Eurocopter AS 350 (TurbomecaArriel 2)
76.		202083	Eurocopter AS 350 (Lycoming LTS 101)
77.		202084	Eurocopter EC 120 (TurbomecaArrius 2F)
78.		202085	Eurocopter EC 130 (TurbomecaArriel 2)
79.		202086	Eurocopter SA 315B (TurbomecaArtouste)
80.		202087	Eurocopter SA 316B (TurbomecaArtouste)
81.		202011	Enstrom F-28 (Lycoming)
82.		202090	Schweizer 269/300 (Lycoming)
83.		202016	Robinson R22/R44 Series (Lycoming)
84.		202030	Bell 505 (Safran Arrius 2R)
85.		202088	MD Helicopters 500N N/AMD500N (RR Corp 250)
86.		302331	Thorp T-211 (Continental)
87.		302002	Champion 8 series (Lycoming)
88.		202089	Schweizer 269D (RR Corps 250)
89.		202062	Robinson R66 Series (RR CORPS 250)

--XX--