

Update profile for Type Examination

1. Update AME License form is mapped in menu named as Profile Update for type examination by Candidates.
2. It is mandatory to upload Experience Certificate (Concerned Aircraft) for all candidates willing to apply for Aircraft Type Examination
3. If you do not have license (License Only in B1, B2, B3) then select No and upload experience certificate only.

The screenshot shows a web browser window with the URL `gca.gov.in/Dashboard/update_ame_license`. The page has a dark green header with "My Home" and "Log Out" links. Below the header, there's a form with the following sections:

- Do you have license** with radio buttons for YES and NO.
- Upload Experience Certificate*** with a "Choose File" button and "No file chosen" text.
- Update License** section with the following fields:
 - License Number***: Text input field.
 - License Category***: Dropdown menu with "--select--".
 - License Issue Date***: Text input field.
 - Expiry Date***: Text input field.
 - Upload License Document***: "Choose File" button and "No file chosen" text.
- Aircraft Details** section with a table:

*Aircraft Type	*Limitation Code	Action
--select--	--select--	

Below the table is an "Add Row" button.

4. If you have license (License B1, B2, B3 only) details, select Yes and
5. Fill license details and upload License document.

gca.gov.in/Dashboard/update_ame_license

riksha DGCA DGCA Pariksha Imported From IE Admit Cards for all... Gmail YouTube Maps

My Home Log Out

Do you have license ☐ YES ☐ NO

Upload Experience Certificate*
Choose File No file chosen

Update License

License Number*
License Issue Date*

Upload License Document*
Choose File No file chosen

License Category*
--select--
B1.1 - Aeroplanes Turbines
B1.2 - Aeroplanes Piston
B1.3 Helicopters Turbine
B1.4 - Helicopters Piston
B2 - Avionics
B3 - Piston Engine Non-Pressurised Aircraft Below 2000 kg

Aircraft Details

Aircraft Type	Limitation Code	Action
--select--	--select--	

Add Row

6. Please select Aircraft for which you are holding the licence and fill up the corresponding limitation code and use add a row for adding the limitation code in the same aircraft .
7. By clicking on Add row you can also select multiple aircraft and its code.
8. If you are holding the Licence in Two different category, save one License category and repeat the same process for additional category.

gca.gov.in/Dashboard/update_ame_license

riksha DGCA DGCA Pariksha Imported From IE Admit Cards for all... Gmail YouTube Maps

My Home Log Out

Do you have license ☐ YES ☐ NO

Upload Experience Certificate*
Choose File No file chosen

Update License

License Number*
--select--
Cessna 208 Series (PWC PT6)
Beech 58 Series (Continental)
Piper PA-34 Series (Lycoming)
Piper PA-34 Series (Continental)
Vulcanair P 68 Series (Lycoming)
Cessna/Reims-Cessna 152P/152 Series (Lycoming)
Cessna/Reims-Cessna 172P/172 Series (Lycoming)
Cessna 172 Series (Thielert)
Cessna/Reims-Cessna 182P/182 Series (Lycoming)
Cessna 206 Series (Lycoming)
Diamond DA 42 Series (Thielert)
Diamond DA 42 Series (Austro Engine)
Diamond DA 40 (Lycoming)
Diamond DA40 D (Thielert)
Diamond DA 40 (Austro Engine)
Tecnam P2006T (Rotax)
Bell 407 (RRR Crop 250)
Agusta AB206/Bes 206 (RRR Crop 250)
Eurocopter AS 350 (TurbomecaArmel 2)

License Category*
--select--

Expiry Date*

Aircraft Details

Aircraft Type	Limitation Code	Action
--select--	--select--	

Add Row

ica.gov.in/Dashboard/update_ame_license

Do you have license ☐ YES ☐ NO

Upload Experience Certificate*

Choose File No file chosen

Update License

License Number*

- Beech 55 Series (Lycoming)
- Piper PA-30 Series (Lycoming)
- Piper PA-31 Series (Lycoming)
- Piper PA-31P (Lycoming)
- Cessna/Reims-Cessna 150/F150 Series (Continental)
- Cessna/Reims-Cessna 172/F172 Series (Continental)
- Cessna 175 Series (Continental)
- Cessna 177 Series (Lycoming)
- Cessna 180 Series (Continental)
- Cessna/Reims-Cessna 182/F182 Series (Continental)
- Cessna/Reims-Cessna 182/F182 Series (SMA)
- Cessna 185 Series (Continental)
- Cessna 206 Series (Continental)
- Beech 35 Series (Continental)
- Beech 36 Series (Continental)
- Piper PA-25 Series (Lycoming)
- Pitts PC-6 Series (Lycoming)
- Piper PA-23 Aztec (Lycoming)
- Piper PA-24 Series (Lycoming)
- Piper PA-26 Series (Lycoming)

--select--

License Category*

--select--

Expiry Date*

Enter date

Aircraft Details

*Limitation Code	Action
--select--	--select--

Add Row

ica.gov.in/Dashboard/update_ame_license

Do you have license ☐ YES ☐ NO

Upload Experience Certificate*

Choose File No file chosen

Update License

License Number*

License Issue Date*

License Category*

--select--

Expiry Date*

Enter date

Upload License Document*

Choose File No file chosen

Aircraft Details

*Aircraft Type	*Limitation Code	Action
--select--	--select--	
	1	
	2	
	3	
	4	
	5	
	6	
	7	
	8	
	No Code	

The screenshot shows a web browser window with the URL `gca.gov.in/Dashboard/update_ame_license`. The browser's address bar and tabs are visible at the top. The main content area is divided into two sections: 'Aircraft Details' and 'Declaration'.

Aircraft Details

Aircraft Type	Limitation Code	Action
--select--	--select--	

Below the table is a green 'Add Row' button.

Declaration

☐ I hereby declare that the information provided in this form is correct in every respect to the best of my knowledge and belief and that nothing has been concealed or withheld by me. I understand that if any of my particulars/entries are found false or incorrect before or after the examination, my candidature shall be rejected and further action can be taken against me by DGCA as deemed fit. Further, I understand that unutilized fees paid (if any), for previous session(s), will not be adjusted, carried forward for future examination.

☐ It is an offence to make, with the intent to deceive, any false representation for the purpose of procuring the grant, issue renewal or variation of any certificate, licence, approval, permission or other document. Person doing so renders themselves liable, on summary conviction, to a fine of one lakh rupees and/or imprisonment for a term not exceeding three months. Further, it renders the person permanently ineligible to have an Aircraft Maintenance Engineer's Licence.

☐ I declare that I have read and understood the above declaration.

At the bottom of the form is a green 'Submit' button.

9. And finally submit the documents.

10. No documents will be required to send to the Central Examination Organization, O/o DGCA, R K Puram, New Delhi-110066

(On organisation letterhead)

EXPERIENCE CERTIFICATE

It is certified that Mr. / Ms. _____ is an employee of

(Organization
Name) since _____ (Date). The candidate is having
_____ (Month(s) /Years) of experience and is involved in the
maintenance of aircraft (type) _____ fitted with _____
engine.

Date:

(Seal of Organisation)

Signature:

Name: _____


Designation: _____

Mobile No: _____

SAMPLE Lic Copy

CAR-66

Appendix VI - Aircraft Maintenance Engineer's Licence referred to in Rule 61 of the Aircraft Rules, 1937-CA Form 26

CA 26

<p>GOVERNMENT OF INDIA</p> <p>DIRECTORATE GENERAL OF CIVIL AVIATION</p> <p>CAR-66</p> <p>AIRCRAFT MAINTENANCE ENGINEER's LICENCE</p>

I	INDIA			IX. CONDITIONS	
II.	Aircraft Maintenance Engineer's Licence			<p>a. Certified that holder is authorized to exercise the privileges of the licence as given in Rule 61 of the Aircraft Rules, 1937.</p> <p>b. Endorsement of aircraft types at section XII (b) titled AIRCRAFT TYPE RATING means the holder is qualified to issue a certificate of release to service for such aircraft from the date of endorsement with a valid authorization issued by approved maintenance organization.</p> <p>c. Holder of this licence shall not exercise the privileges of the licence and related ratings at any time when he/she is aware of any decrease in medical fitness which might render him/her unable to safely and properly exercise these privileges.</p> <p>d. This licence is not valid unless it bears the signature of the holder.</p> <p>e. This licence remains current until the expiry date specified at section XIV whilst in compliance with the Aircraft Rule 61 and CAR 66 unless previously suspended or revoked.</p> <p>f. This licence when endorsed with an aircraft type rating meets the intent of ICAO Annex 1.</p> <p>g. Entry, endorsement or alteration in the licence shall be made by person authorized for this purpose by the Director General.</p>	
III.	Licence number		STAMP SIZE PHOTO		
IV.	Name of holder in full				
IVa	Date of birth				
V.	Address of holder				
VI.	Nationality				
VII.	Signature of Holder				
VIII.	Issued in accordance with the provisions of the Aircraft Act 1934, and Aircraft Rules 1937.				
X	Signature of Issuing Authority (for the Director General of Civil Aviation)			
	Date of Issue:				
XI.	Stamp of the Issuing Authority				
1				III. LIC No. 2	



SAMPLE Lic Copy

CAR-66

XII (a). LICENCE (SUB) CATEGORIES							XII (b). AIRCRAFT TYPE RATING		
CATEGORIES	A	B1	B2	B3	C	DATE	AIRCRAFT TYPE OR GROUP	CATEGORY	STAMP & DATE
AEROPLANES TURBINE			n/ a	n/ a	n/ a				
AEROPLANES PISTON			n/ a	n/ a	n/ a				
HELICOPTERS TURBINE			n/ a	n/ a	n/ a				
HELICOPTERS PISTON			n/ a	n/ a	n/ a				
AVIONICS	n/ a	n/ a		n/ a	n/ a				
AIRCRAFT	n/ a	n/ a	n/ a	n/ a					
PISTON-ENGINE NON- PRESSURISED AEROPLANES OF 2000KG MTOM AND BELOW	n/ a	n/ a	n/ a		n/ a				
III. LIC No.						3	III. LIC No.		
							4		

XIII. LIMITATIONS				XIV. LICENCE VALIDITY		
AIRCRAFT TYPE OR GROUP	CATEGORY	LIMITATI ON CODE	SIGNATURE WITH DATE (REMOVAL OF LIMITATION)	DATE OF EXPIRY	SIGNATURE WITH DATE	SEAL
III. LIC No.				5	III. LIC No.	
					6	

**Appendix VI(a) - Aircraft Maintenance Engineer's Licence (PLASTIC CARD)
format [issued through eGCA]**

I. भारत सरकार/ GOVERNMENT OF INDIA		
II. विमान अनुरक्षण इंजीनियर का लाइसेंस / AIRCRAFT MAINTENANCE ENGINEER'S LICENCE		
III. लाइसेंस सं० / Licence No.	 <div data-bbox="954 508 1185 739" style="border: 1px solid black; padding: 10px; text-align: center;">Photo</div>	
IV. नाम / Name :		
IV. (a) जन्म तिथि / DOB :		
VI. राष्ट्रियता / Nationality :		
XIV. वैधता अवधि / Valid Till :		
		
XI. मोहर / SEAL	X. जारी करने की तिथि / Date of issue:	लाइसेंस जारी कर्ता अधिकारी के हस्ताक्षर / Signature of Officer Issuing the Licence
XII. रेटिंग / Ratings: (a) श्रेणी / Category : उप - श्रेणी / Sub-Category : (b) विमान टाईप रेटिंग / Aircraft type rating : (*) XIII. सीमाएं Limitations: (*) XIV. (a) पृष्ठांकन विरासत में मिला / Endorsement inherited : (*) (b) टिप्पणियां / Remarks: (*) V. धारक का पता / Address of holder: (*)		<div data-bbox="966 1045 1112 1192" style="border: 1px solid black; padding: 10px; text-align: center;">QR Code</div> <p><small>Note: Invalid if punctured. अन्य विवरणों हेतु, कृपया QR कोड चेक करें। For other details, please check QR code.</small></p>
VII. धारक के हस्ताक्षर / Signature of holder VIII. वायुयान अधिनियम 1934, वायुयान नियमावली 1937, प्रावधानों के अंतर्गत जारी। Issued in accordance with the provisions of The Aircraft Act, 1934, The Aircraft Rules, 1937. IX. शर्तें / Conditions: (*) Lic No. :		(*) Scan QR Code